



Janeiro/2016

CONCILIAÇÃO

COMARCA	PRE-PROCESSUAL				PROCESSUAL																				
					FÍSICO												Pje				TOTAL				
					AGENDADAS				REALIZADAS				ACORDADAS												
	AGENDADAS	REALIZADAS	ACORDADO	%	FAMÍLIA	CÍVEL	CRIMINAL	TOTAL	FAMÍLIA	CÍVEL	CRIMINAL	TOTAL	FAMÍLIA	CÍVEL	CRIMINAL	TOTAL	%	AGENDADAS	REALIZADAS	ACORDADOS	%	AGENDADAS	REALIZADAS	ACORDADO	%
ABRE CAMPO	0	0	0		0	0	0	0	0	0	0	0	0	0	0		0	0	0		0	0	0		
AÇUCENA	0	0	0		0	0	0	0	0	0	0	0	0	0	0		0	0	0		0	0	0		
ALFENAS	0	0	0		0	0	0	0	0	0	0	0	0	0	0		0	0	0		0	0	0		
ALTO RIO DOCE	0	0	0		0	0	0	0	0	0	0	0	0	0	0		0	0	0		0	0	0		
BARÃO DE COCAIS	0	0	0		0	0	0	0	0	0	0	0	0	0	0		0	0	0		0	0	0		
BARBACENA	3	3	1	33,33%	0	0	0	0	0	0	0	0	0	0	0		0	0	0		0	0	0		
BELO HORIZONTE	318	101	70	69,31%	48	133	56	237	16	84	35	135	10	2	32	44	32,59%	310	297	66	22,22%	547	432	110	25,46%
BETIM	0	0	0		0	0	0	0	0	0	0	0	0	0	0		2	1	1	100,00%	2	1	1	100,00%	
BICAS	0	0	0		0	0	0	0	0	0	0	0	0	0	0		0	0	0		0	0	0		
BRUMADINHO	0	0	0		0	0	0	0	0	0	0	0	0	0	0		0	0	0		0	0	0		
CAETÉ	15	6	5	83,33%	8	3	0	11	5	1	0	6	4	0	0	4	66,67%	0	0	0		11	6	4	66,67%
CAMPO BELO	9	8	4	50,00%	1	8	0	9	1	7	0	8	1	3	0	4	50,00%	0	0	0		9	8	4	50,00%
CAPINÓPOLIS	0	0	0		0	0	0	0	0	0	0	0	0	0	0		0	0	0		0	0	0		
CARANGOLA	0	0	0		0	0	0	0	0	0	0	0	0	0	0		0	0	0		0	0	0		
CARATINGA	0	0	0		0	0	0	0	0	0	0	0	0	0	0		0	0	0		0	0	0		
CARMO DO CAJURU	0	0	0		0	0	0	0	0	0	0	0	0	0	0		0	0	0		0	0	0		
CARMO DO PARANAÍBA	0	0	0		0	0	0	0	0	0	0	0	0	0	0		0	0	0		0	0	0		
CARMÓPOLIS DE MINAS	0	0	0		0	0	0	0	0	0	0	0	0	0	0		0	0	0		0	0	0		
CEJUSC 2 GRAU	0	0	0		0	0	0	0	0	0	0	0	0	0	0		0	0	0		0	0	0		
CONCEIÇÃO DO MATO	0	0	0		0	0	0	0	0	0	0	0	0	0	0		0	0	0		0	0	0		
CONSELHEIRO LAFAIETE	0	0	0		15	3	0	18	15	3	0	18	9	0	0	9	50,00%	8	6	4	66,67%	26	24	13	54,17%
CONTAGEM	0	0	0		0	0	0	0	0	0	0	0	0	0	0		0	0	0		0	0	0		
CORINTO	0	0	0		0	0	0	0	0	0	0	0	0	0	0		0	0	0		0	0	0		
COROMANDEL	35	35	23	65,71%	0	4	2	6	0	4	2	6	0	2	2	4	66,67%	0	0	0		6	6	4	66,67%
CORONEL FABRICIANO	0	0	0		0	0	0	0	0	0	0	0	0	0	0		0	0	0		0	0	0		

CURVELO	0	0	0		29	0	0	29	22	0	0	22	8	0	0	8	36,36%	0	0	0		29	22	8	36,36%
DIAMANTINA	0	0	0		0	0	0	0	0	0	0	0	0	0	0	0		0	0	0		0	0	0	
DIVINÓPOLIS	0	0	0		0	0	0	0	0	0	0	0	0	0	0	0		0	0	0		0	0	0	
ESPERA FELIZ	0	0	0		0	0	0	0	0	0	0	0	0	0	0	0		0	0	0		0	0	0	
EXTREMA	0	0	0		0	0	0	0	0	0	0	0	0	0	0	0		0	0	0		0	0	0	
FORMIGA	0	0	0		0	0	0	0	0	0	0	0	0	0	0	0		0	0	0		0	0	0	
FRUTAL	0	0	0		0	0	0	0	0	0	0	0	0	0	0	0		0	0	0		0	0	0	
GALILÉIA	0	0	0		0	0	0	0	0	0	0	0	0	0	0	0		0	0	0		0	0	0	
GOVERNADOR	0	0	0		202	0	0	202	104	0	0	104	26	0	0	26	25,00%	0	0	0		202	104	26	25,00%
GUANHÃES	0	0	0		0	0	0	0	0	0	0	0	0	0	0	0		0	0	0		0	0	0	
GUARANI	0	0	0		0	0	0	0	0	0	0	0	0	0	0	0		0	0	0		0	0	0	
GUAXUPÉ	0	0	0		0	0	0	0	0	0	0	0	0	0	0	0		0	0	0		0	0	0	
IGARAPÉ	5	4	3	75,00%	21	13	0	34	21	13	0	34	12	0	0	12	35,29%	0	0	0		34	34	12	35,29%
IPANEMA	0	0	0		0	0	0	0	0	0	0	0	0	0	0	0		0	0	0		0	0	0	
ITABIRA	0	0	0		0	0	0	0	0	0	0	0	0	0	0	0		0	0	0		0	0	0	
ITAJUBÁ	4	4	3	75,00%	27	5	0	32	27	5	0	32	9	1	0	10	31,25%	0	0	0		32	32	10	31,25%
ITAÚNA	0	0	0		0	0	0	0	0	0	0	0	0	0	0	0		0	0	0		0	0	0	
ITUIUTABA	0	0	0		0	0	0	0	0	0	0	0	0	0	0	0		0	0	0		0	0	0	
ITUMIRIM	0	0	0		0	0	0	0	0	0	0	0	0	0	0	0		0	0	0		0	0	0	
ITURAMA	0	0	0		0	0	0	0	0	0	0	0	0	0	0	0		0	0	0		0	0	0	
JUIZ DE FORA	30	10	5	50,00%	92	85	0	177	79	70	0	149	33	10	0	43	28,86%	36	30	14	46,67%	213	179	57	31,84%
LAGOA SANTA	4	4	0	0,00%	27	15	0	42	27	15	0	42	3	0	0	3	7,14%	0	0	0		42	42	3	7,14%
LAMBARI	0	0	0		0	0	0	0	0	0	0	0	0	0	0	0		0	0	0		0	0	0	
LAVRAS	0	0	0		0	0	0	0	0	0	0	0	0	0	0	0		0	0	0		0	0	0	
MALACACHETA	14	11	11	100,00%	10	12	0	22	8	7	0	15	7	6	0	13	86,67%	0	0	0		22	15	13	86,67%
MONTE CARMELO	29	9	3	33,33%	5	443	4	452	5	369	4	378	4	283	26	313	82,80%	0	0	0		452	378	313	82,80%
MONTES CLAROS	2	2	1	50,00%	0	34	0	34	0	20	0	20	0	5	0	5	25,00%	8	5	1	20,00%	42	25	6	24,00%
MURIAÉ	0	0	0		0	0	0	0	0	0	0	0	0	0	0	0		0	0	0		0	0	0	
NEPOMUCENO	8	8	6	75,00%	0	0	0	0	0	0	0	0	0	0	0	0		0	0	0		0	0	0	
OLIVEIRA	0	0	0		0	0	0	0	0	0	0	0	0	0	0	0		0	0	0		0	0	0	
PARACATU	0	0	0		46	0	0	46	29	0	0	29	26	0	0	26	89,66%	0	0	0		46	29	26	89,66%
PASSA QUATRO	0	0	0		0	0	0	0	0	0	0	0	0	0	0	0		0	0	0		0	0	0	

PASSA TEMPO	0	0	0		0	0	0	0	0	0	0	0	0	0	0		0	0	0		0	0	0		
PASSOS	0	0	0		0	0	0	0	0	0	0	0	0	0	0		0	0	0		0	0	0		
PATOS DE MINAS	8	8	1	12,50%	30	0	0	30	23	0	0	23	14	0	0	14	60,87%	0	0	0		30	23	14	60,87%
PATROCÍNIO	0	0	0		0	0	0	0	0	0	0	0	0	0	0		0	0	0		0	0	0		
POMPÉU	0	0	0		0	0	0	0	0	0	0	0	0	0	0		0	0	0		0	0	0		
PONTE NOVA	0	0	0		0	0	0	0	0	0	0	0	0	0	0		0	0	0		0	0	0		
POUSO ALEGRE	0	0	0		31	16	0	47	30	16	0	46	10	4	0	14	30,43%	12	7	4	57,14%	59	53	18	33,96%
PRATÁPOLIS	0	0	0		0	0	0	0	0	0	0	0	0	0	0		0	0	0		0	0	0		
PRESIDENTE OLEGÁRIO	0	0	0		0	0	0	0	0	0	0	0	0	0	0		0	0	0		0	0	0		
RIO POMBA	0	0	0		0	0	0	0	0	0	0	0	0	0	0		0	0	0		0	0	0		
SABARÁ	0	0	0		0	0	0	0	0	0	0	0	0	0	0		0	0	0		0	0	0		
SACRAMENTO	0	0	0		0	0	0	0	0	0	0	0	0	0	0		0	0	0		0	0	0		
SANTA BÁRBARA	10	7	7	100,00%	0	0	0	0	0	0	0	0	0	0	0		0	0	0		0	0	0		
SANTA LUZIA	33	23	20	86,96%	51	0	0	51	27	0	0	27	8	0	0	8	29,63%	32	28	6	21,43%	83	55	14	25,45%
SANTA RITA DO SAPUCAÍ	0	0	0		0	0	0	0	0	0	0	0	0	0	0		0	0	0		0	0	0		
SANTO ANTÔNIO DO MO	0	0	0		0	0	0	0	0	0	0	0	0	0	0		0	0	0		0	0	0		
SÃO JOÃO DEL REI	7	6	2	33,33%	16	17	0	33	15	8	0	23	2	0	0	2	8,70%	13	9	2	22,22%	46	32	4	12,50%
SÃO SEBASTIÃO DO PARA	0	0	0		0	0	0	0	0	0	0	0	0	0	0		0	0	0		0	0	0		
SERRO	14	14	6	42,86%	6	0	0	6	6	0	0	6	2	0	0	2	33,33%	0	0	0		6	6	2	33,33%
TEÓFILO OTONI	0	0	0		10	5	0	15	7	4	0	11	5	2	0	7	63,64%	0	0	0		15	11	7	63,64%
TIROS	0	0	0		0	0	0	0	0	0	0	0	0	0	0		0	0	0		0	0	0		
TOMBOS	5	3	2	66,67%	0	0	0	0	0	0	0	0	0	0	0		0	0	0		0	0	0		
TUPACIGUARA	3	2	0	0,00%	0	0	0	0	0	0	0	0	0	0	0		0	0	0		0	0	0		
UBÁ	40	16	14	87,50%	0	27	0	27	0	20	0	20	0	4	0	4	20,00%	15	9	1	11,11%	42	29	5	17,24%
UBERABA	0	0	0		0	0	0	0	0	0	0	0	0	0	0		0	0	0		0	0	0		
UBERLÂNDIA	0	0	0		0	0	0	0	0	0	0	0	0	0	0		0	0	0		0	0	0		
VARGINHA	0	0	0		29	0	0	29	21	0	0	21	8	0	0	8	38,10%	26	15	3	20,00%	55	36	11	30,56%
VÁRZEA DA PALMA	0	0	0		0	0	0	0	0	0	0	0	0	0	0		0	0	0		0	0	0		
VAZANTE	0	0	0		0	0	0	0	0	0	0	0	0	0	0		0	0	0		0	0	0		
VESPASIANO	0	0	0		0	0	0	0	0	0	0	0	0	0	0		0	0	0		0	0	0		

<b>VIÇOSA</b>	10	5	3	60,00%	24	0	0	24	14	0	0	14	11	0	0	11	78,57%	0	0	0		24	14	11	78,57%
<b>VIRGINÓPOLIS</b>	3	2	1	50,00%	8	18	0	26	7	11	0	18	4	4	0	8	44,44%	0	0	0		26	18	8	44,44%
<b>VISCONDE DO RIO BRANCO</b>	1	0	0		23	0	0	23	20	0	0	20	9	0	0	9	45,00%	0	0	0		23	20	9	45,00%
<b>TOTAL</b>	<b>610</b>	<b>291</b>	<b>191</b>	<b>65,64%</b>	<b>759</b>	<b>841</b>	<b>62</b>	<b>1.662</b>	<b>529</b>	<b>657</b>	<b>41</b>	<b>1.227</b>	<b>225</b>	<b>326</b>	<b>60</b>	<b>611</b>	<b>49,80%</b>	<b>462</b>	<b>407</b>	<b>102</b>	<b>25,06%</b>	<b>2.124</b>	<b>1.634</b>	<b>713</b>	<b>43,64%</b>



Fevereiro/2016

CONCILIAÇÃO

COMARCA	PRE-PROCESSUAL				PROCESSUAL																				
					FÍSICO												Pje				TOTAL				
					AGENDADAS				REALIZADAS				ACORDADAS												
	AGENDADA	REALIZADAS	ACORDADOS	%	FAMÍLIA	CÍVEL	CRIMINAL	TOTAL	FAMÍLIA	CÍVEL	CRIMINAL	TOTAL	FAMÍLIA	CÍVEL	CRIMINAL	TOTAL	%	AGENDADAS	REALIZADAS	ACORDADOS	%	AGENDADA	REALIZADAS	ACORDADOS	%
ABRE CAMPO	0	0	0		17	0	0	17	17	0	0	17	13	0	0	13	76,47%	0	0	0		17	17	13	76,47%
AÇUCENA	0	0	0		0	0	0	0	0	0	0	0	0	0	0	0		0	0	0		0	0	0	
ALFENAS	0	0	0		0	0	0	0	0	0	0	0	0	0	0	0		0	0	0		0	0	0	
ALTO RIO DOCE	0	0	0		0	0	0	0	0	0	0	0	0	0	0	0		0	0	0		0	0	0	
BARÃO DE COCAIS	0	0	0		0	0	0	0	0	0	0	0	0	0	0	0		0	0	0		0	0	0	
BARBACENA	7	7	0	0,00%	0	7	0	7	0	7	0	7	0	0	0	0	0,00%	0	0	0		7	7	0	0,00%
BELO HORIZONTE	414	182	96	52,75%	56	428	117	601	34	292	83	409	12	19	57	88	21,52%	310	297	66	22,22%	911	706	154	21,81%
BETIM	0	0	0		0	0	0	0	0	0	0	0	0	0	0	0		2	1	1	100,00%	2	1	1	100,00%
BICAS	0	0	0		0	0	0	0	0	0	0	0	0	0	0	0		0	0	0		0	0	0	
BRUMADINHO	0	0	0		0	0	0	0	0	0	0	0	0	0	0	0		0	0	0		0	0	0	
CAETÉ	51	24	16	66,67%	29	8	0	37	17	1	0	18	11	0	0	11	61,11%	0	0	0		37	18	11	61,11%
CAMPO BELO	16	16	6	37,50%	3	13	0	16	3	13	0	16	1	5	0	6	37,50%	0	0	0		16	16	6	37,50%
CAPINÓPOLIS	0	0	0		0	0	0	0	0	0	0	0	0	0	0	0		0	0	0		0	0	0	
CARANGOLA	0	0	0		0	0	0	0	0	0	0	0	0	0	0	0		0	0	0		0	0	0	
CARATINGA	0	0	0		0	0	0	0	0	0	0	0	0	0	0	0		0	0	0		0	0	0	
CARMO DO CAJURU	0	0	0		0	0	0	0	0	0	0	0	0	0	0	0		0	0	0		0	0	0	
CARMO DO PARANAÍBA	0	0	0		0	0	0	0	0	0	0	0	0	0	0	0		0	0	0		0	0	0	
CARMÓPOLIS DE MINAS	0	0	0		0	0	0	0	0	0	0	0	0	0	0	0		0	0	0		0	0	0	
CEJUSC 2 GRAU	0	0	0		0	0	0	0	0	0	0	0	0	0	0	0		0	0	0		0	0	0	
CONCEIÇÃO DO MATO	0	0	0		0	0	0	0	0	0	0	0	0	0	0	0		0	0	0		0	0	0	
CONSELHEIRO LAFAIETE	0	0	0		76	8	0	84	76	8	0	84	41	3	0	44	52,38%	8	6	4	66,67%	92	90	48	53,33%
CONTAGEM	2	2	1	50,00%	280	227	0	507	156	157	0	313	152	7	0	159	50,80%	0	0	0		507	313	159	50,80%
CORINTO	0	0	0		0	0	0	0	0	0	0	0	0	0	0	0		0	0	0		0	0	0	
COROMANDEL	46	46	5	10,87%	5	3	0	8	0	0	0	0	0	0	0	0		0	0	0		8	0	0	
CORONEL FABRICIANO	0	0	0		0	0	0	0	0	0	0	0	0	0	0	0		0	0	0		0	0	0	

CURVELO	0	0	0		64	0	12	76	45	0	10	55	37	0	10	47	85,45%	0	0	0		76	55	47	85,45%
DIAMANTINA	0	0	0		0	0	0	0	0	0	0	0	0	0	0	0		0	0	0		0	0	0	
DIVINÓPOLIS	0	0	0		0	0	0	0	0	0	0	0	0	0	0	0		0	0	0		0	0	0	
ESPERA FELIZ	0	0	0		0	0	0	0	0	0	0	0	0	0	0	0		0	0	0		0	0	0	
EXTREMA	0	0	0		0	0	0	0	0	0	0	0	0	0	0	0		0	0	0		0	0	0	
FORMIGA	0	0	0		0	0	0	0	0	0	0	0	0	0	0	0		0	0	0		0	0	0	
FRUTAL	0	0	0		0	0	0	0	0	0	0	0	0	0	0	0		0	0	0		0	0	0	
GALILÉIA	0	0	0		0	0	0	0	0	0	0	0	0	0	0	0		0	0	0		0	0	0	
GOVERNADOR	562	141	89	63,12%	361	0	0	361	249	0	0	249	49	0	0	49	19,68%	0	0	0		361	249	49	19,68%
GUANHÃES	0	0	0		0	0	0	0	0	0	0	0	0	0	0	0		0	0	0		0	0	0	
GUARANI	0	0	0		0	0	0	0	0	0	0	0	0	0	0	0		0	0	0		0	0	0	
GUAXUPÉ	0	0	0		0	0	0	0	0	0	0	0	0	0	0	0		0	0	0		0	0	0	
IGARAPÉ	2	2	2	100,00%	45	13	0	58	37	12	0	49	15	2	0	17	34,69%	0	0	0		58	49	17	34,69%
IPANEMA	0	0	0		0	0	0	0	0	0	0	0	0	0	0	0		0	0	0		0	0	0	
ITABIRA	10	8	6	75,00%	0	10	0	10	0	8	0	8	0	6	0	6	75,00%	0	0	0		10	8	6	75,00%
ITAJUBÁ	13	9	7	77,78%	81	14	0	95	73	14	0	87	41	1	0	42	48,28%	0	0	0		95	87	42	48,28%
ITAÚNA	0	0	0		74	56	0	130	62	52	0	114	26	5	0	31	27,19%	0	0	0		130	114	31	27,19%
ITUJUTABA	0	0	0		0	0	0	0	0	0	0	0	0	0	0	0		0	0	0		0	0	0	
ITUMIRIM	0	0	0		0	0	0	0	0	0	0	0	0	0	0	0		0	0	0		0	0	0	
ITURAMA	0	0	0		0	0	0	0	0	0	0	0	0	0	0	0		0	0	0		0	0	0	
JUIZ DE FORA	25	7	4	57,14%	282	30	0	312	179	26	0	205	119	5	0	124	60,49%	36	30	14	46,67%	348	235	138	58,72%
LAGOA SANTA	3	3	1	33,33%	38	49	5	92	38	49	5	92	18	1	3	22	23,91%	0	0	0		92	92	22	23,91%
LAMBARI	0	0	0		0	0	0	0	0	0	0	0	0	0	0	0		0	0	0		0	0	0	
LAVRAS	0	0	0		0	0	0	0	0	0	0	0	0	0	0	0		0	0	0		0	0	0	
MALACACHETA	39	17	15	88,24%	18	16	1	35	17	8	1	26	11	5	1	17	65,38%	0	0	0		35	26	17	65,38%
MONTE CARMELO	8	3	2	66,67%	19	68	16	103	14	42	16	72	12	11	8	31	43,06%	0	0	0		103	72	31	43,06%
MONTES CLAROS	34	10	2	20,00%	0	26	0	26	0	7	0	7	0	0	0	0	0,00%	8	5	1	20,00%	34	12	1	8,33%
MURIAÉ	0	0	0		0	0	0	0	0	0	0	0	0	0	0	0		0	0	0		0	0	0	
NEPOMUCENO	12	12	5	41,67%	15	30	4	49	15	30	4	49	10	7	0	17	34,69%	0	0	0		49	49	17	34,69%
OLIVEIRA	0	0	0		42	24	0	66	40	19	0	59	25	2	0	27	45,76%	0	0	0		66	59	27	45,76%
PARACATU	0	0	0		152	0	0	152	99	0	0	99	93	0	0	93	93,94%	0	0	0		152	99	93	93,94%
PASSA QUATRO	5	3	3	100,00%	12	10	0	22	11	8	0	19	10	2	0	12	63,16%	0	0	0		22	19	12	63,16%

PASSA TEMPO	0	0	0		0	0	0	0	0	0	0	0	0	0	0		0	0	0		0	0	0		
PASSOS	0	0	0		0	0	0	0	0	0	0	0	0	0	0		0	0	0		0	0	0		
PATOS DE MINAS	10	10	1	10,00%	90	0	0	90	62	0	0	62	40	0	0	40	64,52%	0	0	0		90	62	40	64,52%
PATROCÍNIO	277	34	32	94,12%	41	1	0	42	32	1	0	33	28	0	0	28	84,85%	0	0	0		42	33	28	84,85%
POMPÉU	0	0	0		0	0	0	0	0	0	0	0	0	0	0		0	0	0		0	0	0		
PONTE NOVA	0	0	0		0	0	0	0	0	0	0	0	0	0	0		0	0	0		0	0	0		
POUSO ALEGRE	8	1	0	0,00%	78	30	0	108	73	28	0	101	18	4	0	22	21,78%	12	7	4	57,14%	120	108	26	24,07%
PRATÁPOLIS	0	0	0		0	0	0	0	0	0	0	0	0	0	0		0	0	0		0	0	0		
PRESIDENTE OLEGÁRIO	0	0	0		0	0	0	0	0	0	0	0	0	0	0		0	0	0		0	0	0		
RIO POMBA	0	0	0		0	0	0	0	0	0	0	0	0	0	0		0	0	0		0	0	0		
SABARÁ	0	0	0		0	0	0	0	0	0	0	0	0	0	0		0	0	0		0	0	0		
SACRAMENTO	0	0	0		0	0	0	0	0	0	0	0	0	0	0		0	0	0		0	0	0		
SANTA BÁRBARA	27	15	9	60,00%	19	0	0	19	12	0	0	12	4	0	0	4	33,33%	0	0	0		19	12	4	33,33%
SANTA LUZIA	63	46	27	58,70%	53	0	0	53	31	0	0	31	22	0	0	22	70,97%	32	28	6	21,43%	85	59	28	47,46%
SANTA RITA DO SAPUCAÍ	0	0	0		0	0	0	0	0	0	0	0	0	0	0		0	0	0		0	0	0		
SANTO ANTÔNIO DO MONTE	0	0	0		12	2	0	14	11	1	0	12	6	1	0	7	58,33%	0	0	0		14	12	7	58,33%
SÃO JOÃO DEL REI	18	10	1	10,00%	37	100	0	137	36	33	0	69	18	0	0	18	26,09%	13	9	2	22,22%	150	78	20	25,64%
SÃO SEBASTIÃO DO PARAÍSO	0	0	0		0	0	0	0	0	0	0	0	0	0	0		0	0	0		0	0	0		
SERRO	32	32	12	37,50%	22	0	0	22	22	0	0	22	12	0	0	12	54,55%	0	0	0		22	22	12	54,55%
TEÓFILO OTONI	0	0	0		82	17	0	99	54	11	0	65	46	1	0	47	72,31%	0	0	0		99	65	47	72,31%
TIROS	0	0	0		0	0	0	0	0	0	0	0	0	0	0		0	0	0		0	0	0		
TOMBOS	10	2	2	100,00%	8	0	0	8	7	0	0	7	3	0	0	3	42,86%	0	0	0		8	7	3	42,86%
TUPACIGUARA	2	2	1	50,00%	20	14	0	34	20	14	0	34	9	4	0	13	38,24%	0	0	0		34	34	13	38,24%
UBÁ	9	4	4	100,00%	1	8	0	9	1	5	0	6	1	2	0	3	50,00%	15	9	1	11,11%	24	15	4	26,67%

UBERABA	326	275	275	100,00%	0	0	0	0	0	0	0	0	0	0	0	0	0	0	0	0	0	0	0	0	0
UBERLÂNDIA	0	0	0		0	0	0	0	0	0	0	0	0	0	0	0	0	0	0	0	0	0	0	0	0
VARGINHA	0	0	0		63	31	0	94	45	20	0	65	34	1	0	35	53,85%	26	15	3	20,00%	120	80	38	47,50%
VÁRZEA DA PALMA	0	0	0		0	0	0	0	0	0	0	0	0	0	0	0		0	0	0		0	0	0	
VAZANTE	0	0	0		0	0	0	0	0	0	0	0	0	0	0	0		0	0	0		0	0	0	
VESPASIANO	0	0	0		0	0	0	0	0	0	0	0	0	0	0	0		0	0	0		0	0	0	
VIÇOSA	21	6	4	66,67%	60	25	0	85	42	12	0	54	32	2	0	34	62,96%	0	0	0		85	54	34	62,96%
VIRGINÓPOLIS	13	4	4	100,00%	12	50	1	63	9	33	1	43	5	16	1	22	51,16%	0	0	0		63	43	22	51,16%
VISCONDE DO RIO BRANCO	2	1	0	0,00%	32	73	0	105	25	41	0	66	12	27	0	39	59,09%	0	0	0		105	66	39	59,09%
<b>TOTAL</b>	<b>2.067</b>	<b>934</b>	<b>632</b>	<b>67,67%</b>	<b>2.299</b>	<b>1.391</b>	<b>156</b>	<b>3.846</b>	<b>1.664</b>	<b>952</b>	<b>120</b>	<b>2.736</b>	<b>986</b>	<b>139</b>	<b>80</b>	<b>1.205</b>	<b>44,04%</b>	<b>462</b>	<b>407</b>	<b>102</b>	<b>25,06%</b>	<b>4.308</b>	<b>3.143</b>	<b>1.307</b>	<b>41,58%</b>





Março/2016

CONCILIAÇÃO

COMARCA	PRE-PROCESSUAL				PROCESSUAL																				
					FÍSICO												Pje				TOTAL				
					AGENDADAS				REALIZADAS				ACORDADAS												
	AGENDADAS	REALIZADAS	ACORDADAS	%	FAMÍLIA	CÍVEL	CRIMINAL	TOTAL	FAMÍLIA	CÍVEL	CRIMINAL	TOTAL	FAMÍLIA	CÍVEL	CRIMINAL	TOTAL	%	AGENDADAS	REALIZADAS	ACORDADAS	%	AGENDADAS	REALIZADAS	ACORDADAS	%
ABRE CAMPO	0	0	0		38	3	0	41	38	3	0	41	16	1	0	17	41,46%	0	0	0		41	41	17	41,46%
AÇUCENA	0	0	0		0	0	0	0	0	0	0	0	0	0	0	0		0	0	0		0	0	0	
ALFENAS	26	12	4	33,33%	14	0	0	14	12	0	0	12	5	0	0	5	41,67%	0	0	0		14	12	5	41,67%
ALTO RIO DOCE	0	0	0		0	0	0	0	0	0	0	0	0	0	0	0		0	0	0		0	0	0	
BARÃO DE COCAIS	0	0	0		0	0	0	0	0	0	0	0	0	0	0	0		0	0	0		0	0	0	
BARBACENA	7	7	3	42,86%	0	15	0	15	0	15	0	15	0	0	0	0	0,00%	0	0	0		15	15	0	0,00%
BELO HORIZONTE	505	216	135	62,50%	79	376	149	604	40	246	105	391	19	17	65	101	25,83%	310	297	66	22,22%	914	688	167	24,27%
BETIM	0	0	0		0	0	0	0	0	0	0	0	0	0	0	0		2	1	1	100,00%	2	1	1	100,00%
BICAS	0	0	0		0	0	0	0	0	0	0	0	0	0	0	0		0	0	0		0	0	0	
BRUMADINHO	16	16	12	75,00%	30	12	0	42	25	5	0	30	19	1	0	20	66,67%	0	0	0		42	30	20	66,67%
CAETÉ	52	30	13	43,33%	20	2	0	22	15	1	0	16	9	0	0	9	56,25%	0	0	0		22	16	9	56,25%
CAMPO BELO	126	13	9	69,23%	0	0	0	0	0	0	0	0	0	0	0	0		0	0	0		0	0	0	
CAPINÓPOLIS	0	0	0		0	0	0	0	0	0	0	0	0	0	0	0		0	0	0		0	0	0	
CARANGOLA	0	0	0		0	0	0	0	0	0	0	0	0	0	0	0		0	0	0		0	0	0	
CARATINGA	0	0	0		0	0	0	0	0	0	0	0	0	0	0	0		0	0	0		0	0	0	
CARMO DO CAJURU	0	0	0		0	0	0	0	0	0	0	0	0	0	0	0		0	0	0		0	0	0	
CARMO DO PARANAÍBA	0	0	0		0	0	0	0	0	0	0	0	0	0	0	0		0	0	0		0	0	0	
CARMÓPOLIS DE MINAS	0	0	0		0	0	0	0	0	0	0	0	0	0	0	0		0	0	0		0	0	0	
CEJUSC 2 GRAU	0	0	0		0	0	0	0	0	0	0	0	0	0	0	0		0	0	0		0	0	0	
CONCEIÇÃO DO MATO	0	0	0		0	0	0	0	0	0	0	0	0	0	0	0		0	0	0		0	0	0	
CONSELHEIRO LAFAIETE	0	0	0		102	18	0	120	62	18	0	80	43	3	0	46	57,50%	8	6	4	66,67%	128	86	50	58,14%
CONTAGEM	328	328	12	3,66%	189	122	0	311	100	73	0	173	78	7	0	85	49,13%	0	0	0		311	173	85	49,13%
CORINTO	0	0	0		0	0	0	0	0	0	0	0	0	0	0	0		0	0	0		0	0	0	
COROMANDEL	81	81	76	93,83%	6	89	3	98	6	89	3	98	2	63	2	67	68,37%	0	0	0		98	98	67	68,37%
CORONEL FABRICIANO	0	0	0		0	0	0	0	0	0	0	0	0	0	0	0		0	0	0		0	0	0	

<b>CURVELO</b>	129	51	38	74,51%	29	0	0	29	18	0	0	18	8	0	0	8	44,44%	0	0	0		29	18	8	44,44%
<b>DIAMANTINA</b>	0	0	0		0	0	0	0	0	0	0	0	0	0	0	0		0	0	0		0	0	0	
<b>DIVINÓPOLIS</b>	0	0	0		0	0	0	0	0	0	0	0	0	0	0	0		0	0	0		0	0	0	
<b>ESPERA FELIZ</b>	0	0	0		0	0	0	0	0	0	0	0	0	0	0	0		0	0	0		0	0	0	
<b>EXTREMA</b>	0	0	0		0	0	0	0	0	0	0	0	0	0	0	0		0	0	0		0	0	0	
<b>FORMIGA</b>	0	0	0		0	0	0	0	0	0	0	0	0	0	0	0		0	0	0		0	0	0	
<b>FRUTAL</b>	0	0	0		0	0	0	0	0	0	0	0	0	0	0	0		0	0	0		0	0	0	
<b>GALILÉIA</b>	0	0	0		22	13	0	35	18	12	0	30	14	11	0	25	83,33%	0	0	0		35	30	25	83,33%
<b>GOVERNADOR</b>	579	158	83	52,53%	261	0	0	261	257	0	0	257	121	0	0	121	47,08%	0	0	0		261	257	121	47,08%
<b>GUANHÃES</b>	0	0	0		23	1	0	24	22	1	0	23	9	0	0	9	39,13%	0	0	0		24	23	9	39,13%
<b>GUARANI</b>	0	0	0		0	0	0	0	0	0	0	0	0	0	0	0		0	0	0		0	0	0	
<b>GUAXUPÉ</b>	0	0	0		0	0	0	0	0	0	0	0	0	0	0	0		0	0	0		0	0	0	
<b>IGARAPÉ</b>	2	2	1	50,00%	37	15	0	52	36	14	0	50	10	0	0	10	20,00%	0	0	0		52	50	10	20,00%
<b>IPANEMA</b>	0	0	0		0	0	0	0	0	0	0	0	0	0	0	0		0	0	0		0	0	0	
<b>ITABIRA</b>	43	23	15	65,22%	0	43	0	43	0	23	0	23	0	15	0	15	65,22%	0	0	0		43	23	15	65,22%
<b>ITAJUBÁ</b>	4	3	2	66,67%	60	12	0	72	55	12	0	67	32	3	0	35	52,24%	0	0	0		72	67	35	52,24%
<b>ITAÚNA</b>	0	0	0		56	73	0	129	52	59	0	111	22	6	0	28	25,23%	0	0	0		129	111	28	25,23%
<b>ITUIUTABA</b>	0	0	0		0	0	0	0	0	0	0	0	0	0	0	0		0	0	0		0	0	0	
<b>ITUMIRIM</b>	0	0	0		0	0	0	0	0	0	0	0	0	0	0	0		0	0	0		0	0	0	
<b>ITURAMA</b>	0	0	0		0	0	0	0	0	0	0	0	0	0	0	0		0	0	0		0	0	0	
<b>JUIZ DE FORA</b>	32	15	8	53,33%	348	107	0	455	280	96	0	376	148	8	0	156	41,49%	36	30	14	46,67%	491	406	170	41,87%
<b>LAGOA SANTA</b>	3	3	0	0,00%	29	42	1	72	29	42	1	72	18	4	0	22	30,56%	0	0	0		72	72	22	30,56%
<b>LAMBARI</b>	0	0	0		0	0	0	0	0	0	0	0	0	0	0	0		0	0	0		0	0	0	
<b>LAVRAS</b>	0	0	0		49	0	0	49	36	0	0	36	24	0	0	24	66,67%	0	0	0		49	36	24	66,67%
<b>MALACACHETA</b>	98	39	37	94,87%	21	9	14	44	10	6	10	26	6	4	6	16	61,54%	0	0	0		44	26	16	61,54%
<b>MONTE CARMELO</b>	8	6	2	33,33%	41	62	38	141	30	46	38	114	19	13	18	50	43,86%	0	0	0		141	114	50	43,86%
<b>MONTES CLAROS</b>	35	12	5	41,67%	0	0	0	0	0	0	0	0	0	0	0	0		8	5	1	20,00%	8	5	1	20,00%
<b>MURIAÉ</b>	0	0	0		0	0	0	0	0	0	0	0	0	0	0	0		0	0	0		0	0	0	
<b>NEPOMUCENO</b>	23	23	1	4,35%	22	56	14	92	22	56	14	92	11	9	3	23	25,00%	0	0	0		92	92	23	25,00%
<b>OLIVEIRA</b>	0	0	0		51	13	0	64	45	13	0	58	22	9	0	31	53,45%	0	0	0		64	58	31	53,45%
<b>PARACATU</b>	0	0	0		102	0	0	102	60	0	0	60	50	0	0	50	83,33%	0	0	0		102	60	50	83,33%
<b>PASSA QUATRO</b>	5	3	3	100,00%	17	45	15	77	13	40	15	68	11	15	7	33	48,53%	0	0	0		77	68	33	48,53%

PASSA TEMPO	0	0	0		0	0	0	0	0	0	0	0	0	0	0		0	0	0		0	0	0		
PASSOS	15	5	4	80,00%	0	0	0	0	0	0	0	0	0	0	0		0	0	0		0	0	0		
PATOS DE MINAS	17	15	3	20,00%	53	0	0	53	35	0	0	35	20	0	0	20	57,14%	0	0	0		53	35	20	57,14%
PATROCÍNIO	378	40	39	97,50%	66	1	0	67	48	1	0	49	36	1	0	37	75,51%	0	0	0		67	49	37	75,51%
POMPÉU	0	0	0		0	0	0	0	0	0	0	0	0	0	0		0	0	0		0	0	0		
PONTE NOVA	0	0	0		0	0	0	0	0	0	0	0	0	0	0		0	0	0		0	0	0		
POUSO ALEGRE	6	4	0	0,00%	71	32	0	103	65	31	0	96	29	5	0	34	35,42%	12	7	4	57,14%	115	103	38	36,89%
PRATÁPOLIS	0	0	0		0	0	0	0	0	0	0	0	0	0	0		0	0	0		0	0	0		
PRESIDENTE OLEGÁRIO	0	0	0		0	0	0	0	0	0	0	0	0	0	0		0	0	0		0	0	0		
RIO POMBA	0	0	0		0	0	0	0	0	0	0	0	0	0	0		0	0	0		0	0	0		
SABARÁ	0	0	0		0	0	0	0	0	0	0	0	0	0	0		0	0	0		0	0	0		
SACRAMENTO	0	0	0		0	0	0	0	0	0	0	0	0	0	0		0	0	0		0	0	0		
SANTA BÁRBARA	26	13	9	69,23%	30	0	0	30	23	0	0	23	14	0	0	14	60,87%	0	0	0		30	23	14	60,87%
SANTA LUZIA	0	0	0		122	0	0	122	51	0	0	51	35	0	0	35	68,63%	32	28	6	21,43%	154	79	41	51,90%
SANTA RITA DO SAPUCAÍ	0	0	0		0	0	0	0	0	0	0	0	0	0	0		0	0	0		0	0	0		
SANTO ANTÔNIO DO MON	0	0	0		12	16	0	28	7	13	0	20	3	0	0	3	15,00%	0	0	0		28	20	3	15,00%
SÃO JOÃO DEL REI	12	12	4	33,33%	55	73	0	128	54	63	0	117	21	4	0	25	21,37%	13	9	2	22,22%	141	126	27	21,43%
SÃO SEBASTIÃO DO PARAÍ	0	0	0		0	0	0	0	0	0	0	0	0	0	0		0	0	0		0	0	0		
SERRO	100	100	21	21,00%	12	0	0	12	12	0	0	12	9	0	0	9	75,00%	0	0	0		12	12	9	75,00%
TEÓFILO OTONI	0	0	0		71	16	0	87	47	8	0	55	31	4	0	35	63,64%	0	0	0		87	55	35	63,64%
TIROS	0	0	0		0	0	0	0	0	0	0	0	0	0	0		0	0	0		0	0	0		
TOMBOS	6	1	1	100,00%	11	0	0	11	8	0	0	8	6	0	0	6	75,00%	0	0	0		11	8	6	75,00%
TUPACIGUARA	3	3	1	33,33%	6	20	0	26	6	19	0	25	2	5	0	7	28,00%	0	0	0		26	25	7	28,00%
UBÁ	18	7	4	57,14%	2	81	0	83	1	56	0	57	1	29	0	30	52,63%	15	9	1	11,11%	98	66	31	46,97%
UBERABA	1.091	1.000	940	94,00%	0	0	0	0	0	0	0	0	0	0	0		0	0	0		0	0	0		
UBERLÂNDIA	0	0	0		0	0	0	0	0	0	0	0	0	0	0		0	0	0		0	0	0		
VARGINHA	10	10	3	30,00%	44	81	0	125	30	70	0	100	20	26	0	46	46,00%	26	15	3	20,00%	151	115	49	42,61%
VÁRZEA DA PALMA	0	0	0		0	0	0	0	0	0	0	0	0	0	0		0	0	0		0	0	0		
VAZANTE	0	0	0		0	0	0	0	0	0	0	0	0	0	0		0	0	0		0	0	0		
VESPASIANO	0	0	0		21	0	0	21	21	0	0	21	4	0	0	4	19,05%	0	0	0		21	21	4	19,05%
VIÇOSA	27	15	5	33,33%	38	24	0	62	25	18	0	43	20	2	0	22	51,16%	0	0	0		62	43	22	51,16%

<b>VIRGINÓPOLIS</b>	62	14	14	100,00%	32	24	1	57	20	8	1	29	13	2	1	16	55,17%	0	0	0		57	29	16	55,17%
<b>VISCONDE DO RIO</b>	4	3	0	0,00%	66	70	0	136	47	38	0	85	21	14	0	35	41,18%	0	0	0		136	85	35	41,18%
<b>TOTAL</b>	<b>3.877</b>	<b>2.283</b>	<b>1.507</b>	<b>66,01%</b>	<b>2.358</b>	<b>1.566</b>	<b>235</b>	<b>4.159</b>	<b>1.781</b>	<b>1.195</b>	<b>187</b>	<b>3.163</b>	<b>1.001</b>	<b>281</b>	<b>102</b>	<b>1.384</b>	<b>43,76%</b>	<b>462</b>	<b>407</b>	<b>102</b>	<b>25,06%</b>	<b>4.621</b>	<b>3.570</b>	<b>1.486</b>	<b>41,62%</b>



Abril/2016

CONCILIAÇÃO

COMARCA	PRE-PROCESSUAL				PROCESSUAL																				
					FÍSICO												Pje				TOTAL				
					AGENDADAS				REALIZADAS				ACORDADAS												
	AGENDADAS	REALIZADAS	ACORDADOS	%	FAMÍLIA	CÍVEL	CRIMINAL	TOTAL	FAMÍLIA	CÍVEL	CRIMINAL	TOTAL	FAMÍLIA	CÍVEL	CRIMINAL	TOTAL	%	AGENDADAS	REALIZADAS	ACORDADOS	%	AGENDADAS	REALIZADAS	ACORDADOS	%
ABRE CAMPO	5	0	0		65	2	0	67	65	2	0	67	31	0	0	31	46,27%	0	0	0		67	67	31	46,27%
AÇUCENA	0	0	0		64	47	1	112	59	45	0	104	20	8	0	28	26,92%	0	0	0		112	104	28	26,92%
ALFENAS	13	9	4	44,44%	0	0	0	0	0	0	0	0	0	0	0	0		0	0	0		0	0	0	
ALTO RIO DOCE	0	0	0		0	0	0	0	0	0	0	0	0	0	0	0		0	0	0		0	0	0	
BARÃO DE COCAIS	50	33	10	30,30%	23	0	0	23	22	0	0	22	12	0	0	12	54,55%	0	0	0		23	22	12	54,55%
BARBACENA	5	5	2	40,00%	0	3	0	3	0	3	0	3	0	3	0	3	100,00%	4	4	0	0,00%	7	7	3	42,86%
BELO HORIZONTE	1.027	519	319	61,46%	51	258	99	408	24	152	60	236	11	13	27	51	21,61%	970	934	168	17,99%	1.378	1.170	219	18,72%
BETIM	0	0	0		198	0	0	198	104	0	0	104	66	0	0	66	63,46%	30	29	9	31,03%	228	133	75	56,39%
BICAS	0	0	0		0	0	0	0	0	0	0	0	0	0	0	0		0	0	0		0	0	0	
BRUMADINHO	21	21	19	90,48%	11	37	0	48	11	37	0	48	11	1	0	12	25,00%	0	0	0		48	48	12	25,00%
CAETÉ	41	16	11	68,75%	25	5	0	30	15	3	0	18	7	2	0	9	50,00%	0	0	0		30	18	9	50,00%
CAMPO BELO	71	71	13	18,31%	40	6	0	46	39	6	0	45	19	0	0	19	42,22%	0	0	0		46	45	19	42,22%
CAPINÓPOLIS	0	0	0		0	0	0	0	0	0	0	0	0	0	0	0		0	0	0		0	0	0	
CARANGOLA	0	0	0		0	0	0	0	0	0	0	0	0	0	0	0		0	0	0		0	0	0	
CARATINGA	0	0	0		0	0	0	0	0	0	0	0	0	0	0	0		15	12	5	41,67%	15	12	5	41,67%
CARMO DO CAJURU	0	0	0		0	0	0	0	0	0	0	0	0	0	0	0		0	0	0		0	0	0	
CARMO DO PARANAÍBA	0	0	0		0	0	0	0	0	0	0	0	0	0	0	0		0	0	0		0	0	0	
CARMÓPOLIS DE MINAS	0	0	0		0	0	0	0	0	0	0	0	0	0	0	0		0	0	0		0	0	0	
CEJUSC 2 GRAU	0	0	0		0	0	0	0	0	0	0	0	0	0	0	0		0	0	0		0	0	0	
CONCEIÇÃO DO MATO DENTRO	0	0	0		0	0	0	0	0	0	0	0	0	0	0	0		0	0	0		0	0	0	
CONSELHEIRO LAFAIETE	0	0	0		47	23	0	70	47	23	0	70	19	3	0	22	31,43%	60	58	27	46,55%	130	128	49	38,28%
CONTAGEM	314	314	27	8,60%	204	125	0	329	100	62	0	162	82	4	0	86	53,09%	5	3	2	66,67%	334	165	88	53,33%
CORINTO	0	0	0		0	0	0	0	0	0	0	0	0	0	0	0		0	0	0		0	0	0	
COROMANDEL	61	61	11	18,03%	8	4	22	34	8	4	22	34	6	2	19	27	79,41%	0	0	0		34	34	27	79,41%
CORONEL FABRICIANO	0	0	0		0	0	0	0	0	0	0	0	0	0	0	0		0	0	0		0	0	0	
CURVELO	21	16	10	62,50%	0	0	0	0	0	0	0	0	0	0	0	0		0	0	0		0	0	0	
DIAMANTINA	0	0	0		0	0	0	0	0	0	0	0	0	0	0	0		0	0	0		0	0	0	
DIVINÓPOLIS	0	0	0		0	0	0	0	0	0	0	0	0	0	0	0		0	0	0		0	0	0	
ESPERA FELIZ	0	0	0		0	0	0	0	0	0	0	0	0	0	0	0		0	0	0		0	0	0	
EXTREMA	0	0	0		0	0	0	0	0	0	0	0	0	0	0	0		0	0	0		0	0	0	
FORMIGA	0	0	0		0	0	0	0	0	0	0	0	0	0	0	0		0	0	0		0	0	0	
FRUTAL	0	0	0		0	0	0	0	0	0	0	0	0	0	0	0		0	0	0		0	0	0	
GALILÉIA	0	0	0		13	104	0	117	7	292	0	299	7	0	0	7	2,34%	0	0	0		117	299	7	2,34%
GOVERNADOR VALADARES	375	45	25	55,56%	369	110	0	479	271	106	0	377	242	12	0	254	67,37%	0	0	0		479	377	254	67,37%
GUANHÃES	0	0	0		13	2	3	18	13	2	3	18	9	0	2	11	61,11%	0	0	0		18	18	11	61,11%
GUARANI	0	0	0		0	0	0	0	0	0	0	0	0	0	0	0		0	0	0		0	0	0	

GUAXUPÉ	0	0	0		0	0	0	0	0	0	0	0	0	0	0	0	0	0	0	0	0	0	0	0	0
IGARAPÉ	2	1	1	100,00%	0	0	0	0	0	0	0	0	0	0	0	0	0	0	0	0	0	0	0	0	0
IPANEMA	0	0	0		0	0	0	0	0	0	0	0	0	0	0	0	0	0	0	0	0	0	0	0	0
ITABIRA	46	30	17	56,67%	32	46	0	78	23	30	0	53	19	17	0	36	67,92%	0	0	0	0	78	53	36	67,92%
ITAJUBÁ	4	4	0	0,00%	70	11	0	81	64	11	0	75	28	1	0	29	38,67%	0	0	0	0	81	75	29	38,67%
ITAÚNA	0	0	0		42	44	0	86	33	36	0	69	20	8	0	28	40,58%	0	0	0	0	86	69	28	40,58%
ITUJUTABA	0	0	0		0	0	0	0	0	0	0	0	0	0	0	0		0	0	0	0	0	0	0	0
ITUMIRIM	0	0	0		0	0	0	0	0	0	0	0	0	0	0	0		0	0	0	0	0	0	0	0
ITURAMA	0	0	0		0	0	0	0	0	0	0	0	0	0	0	0		0	0	0	0	0	0	0	0
JUIZ DE FORA	163	64	24	37,50%	165	131	0	296	126	116	0	242	72	23	0	95	39,26%	50	48	19	39,58%	346	290	114	39,31%
LAGOA SANTA	2	2	2	100,00%	22	40	1	63	22	40	1	63	14	2	0	16	25,40%	0	0	0	0	63	63	16	25,40%
LAMBARI	0	0	0		0	0	0	0	0	0	0	0	0	0	0	0		0	0	0	0	0	0	0	0
LAVRAS	0	0	0		52	17	0	69	39	17	0	56	24	2	0	26	46,43%	0	0	0	0	69	56	26	46,43%
MALACACHETA	97	44	34	77,27%	37	20	7	64	31	17	6	54	25	4	4	33	61,11%	0	0	0	0	64	54	33	61,11%
MONTE CARMELO	8	6	5	83,33%	50	110	41	201	45	73	34	152	23	20	20	63	41,45%	0	0	0	0	201	152	63	41,45%
MONTES CLAROS	50	14	3	21,43%	29	35	0	64	25	21	0	46	14	3	0	17	36,96%	50	48	26	54,17%	114	94	43	45,74%
MURIAÉ	0	0	0		0	0	0	0	0	0	0	0	0	0	0	0		0	0	0	0	0	0	0	0
NEPOMUCENO	13	13	4	30,77%	14	45	22	81	14	45	22	81	11	7	4	22	27,16%	0	0	0	0	81	81	22	27,16%
OLIVEIRA	0	0	0		27	27	0	54	24	26	0	50	14	2	0	16	32,00%	0	0	0	0	54	50	16	32,00%
PARACATU	0	0	0		124	0	0	124	93	0	0	93	79	0	0	79	84,95%	0	0	0	0	124	93	79	84,95%
PASSA QUATRO	3	3	3	100,00%	10	39	15	64	9	23	12	44	11	3	5	19	43,18%	0	0	0	0	64	44	19	43,18%
PASSA TEMPO	0	0	0		0	0	0	0	0	0	0	0	0	0	0	0		0	0	0	0	0	0	0	0
PASSOS	176	111	39	35,14%	78	0	0	78	55	0	0	55	34	0	0	34	61,82%	0	0	0	0	78	55	34	61,82%
PATOS DE MINAS	15	12	2	16,67%	80	0	0	80	61	0	0	61	34	0	0	34	55,74%	90	87	35	40,23%	170	148	69	46,62%
PATROCÍNIO	277	29	27	93,10%	53	1	0	54	35	1	0	36	23	1	0	24	66,67%	0	0	0	0	54	36	24	66,67%
POMPÉU	0	0	0		0	0	0	0	0	0	0	0	0	0	0	0		0	0	0	0	0	0	0	0
PONTE NOVA	0	0	0		0	0	0	0	0	0	0	0	0	0	0	0		0	0	0	0	0	0	0	0
POUSO ALEGRE	1	1	1	100,00%	101	77	0	178	96	77	0	173	28	9	0	37	21,39%	80	75	14	18,67%	258	248	51	20,56%
PRATÁPOLIS	0	0	0		0	0	0	0	0	0	0	0	0	0	0	0		0	0	0	0	0	0	0	0
PRESIDENTE OLEGÁRIO	0	0	0		0	0	0	0	0	0	0	0	0	0	0	0		0	0	0	0	0	0	0	0
RIO POMBA	0	0	0		0	0	0	0	0	0	0	0	0	0	0	0		0	0	0	0	0	0	0	0
SABARÁ	0	0	0		0	0	0	0	0	0	0	0	0	0	0	0		0	0	0	0	0	0	0	0
SACRAMENTO	0	0	0		0	0	0	0	0	0	0	0	0	0	0	0		0	0	0	0	0	0	0	0
SANTA BÁRBARA	16	9	7	77,78%	32	0	0	32	24	0	0	24	21	0	0	21	87,50%	0	0	0	0	32	24	21	87,50%
SANTA LUZIA	0	0	0		105	0	0	105	47	0	0	47	20	0	0	20	42,55%	85	83	17	20,48%	190	130	37	28,46%
SANTA RITA DO SAPUCAÍ	0	0	0		0	0	0	0	0	0	0	0	0	0	0	0		0	0	0	0	0	0	0	0
SANTO ANTÔNIO DO MONTE	0	0	0		15	8	0	23	9	8	0	17	5	2	0	7	41,18%	0	0	0	0	23	17	7	41,18%
SÃO JOÃO DEL REI	25	22	8	36,36%	64	47	1	112	59	45	0	104	20	8	0	28	26,92%	84	82	25	30,49%	196	186	53	28,49%
SÃO SEBASTIÃO DO PARAÍSO	0	0	0		0	0	0	0	0	0	0	0	0	0	0	0		0	0	0	0	0	0	0	0
SERRO	20	20	10	50,00%	10	17	0	27	10	17	0	27	4	0	0	4	14,81%	0	0	0	0	27	27	4	14,81%
TEÓFILO OTONI	0	0	0		68	13	0	81	37	9	0	46	26	2	0	28	60,87%	35	30	16	53,33%	116	76	44	57,89%
TIROS	0	0	0		0	0	0	0	0	0	0	0	0	0	0	0		0	0	0	0	0	0	0	0

TOMBOS	5	1	0	0,00%	5	0	0	5	4	0	0	4	1	0	0	1	25,00%	0	0	0		5	4	1	25,00%
TUPACIGUARA	6	6	4	66,67%	11	25	0	36	11	24	0	35	6	5	0	11	31,43%	0	0	0		36	35	11	31,43%
UBÁ	12	5	4	80,00%	6	35	0	41	5	29	0	34	1	0	0	1	2,94%	25	23	1	4,35%	66	57	2	3,51%
UBERABA	54	37	20	54,05%	48	6	0	54	34	3	0	37	18	2	0	20	54,05%	35	33	21	63,64%	89	70	41	58,57%
UBERLÂNDIA	0	0	0		0	0	0	0	0	0	0	0	0	0	0	0		0	0	0		0	0	0	
VARGINHA	4	4	2	50,00%	29	3	0	32	21	3	0	24	15	0	0	15	62,50%	15	13	6	46,15%	47	37	21	56,76%
VÁRZEA DA PALMA	0	0	0		0	0	0	0	0	0	0	0	0	0	0	0		0	0	0		0	0	0	
VAZANTE	0	0	0		0	0	0	0	0	0	0	0	0	0	0	0		0	0	0		0	0	0	
VESPASIANO	0	0	0		29	0	0	29	29	0	0	29	10	0	0	10	34,48%	20	19	7	36,84%	49	48	17	35,42%
VIÇOSA	56	32	23	71,88%	20	10	0	30	13	8	0	21	10	0	0	10	47,62%	0	0	0		30	21	10	47,62%
VIRGINÓPOLIS	70	29	22	75,86%	13	3	2	18	12	3	2	17	9	0	0	9	52,94%	0	0	0		18	17	9	52,94%
VISCONDE DO RIO BRANCO	1	2	0	0,00%	48	9	0	57	41	7	0	48	20	2	0	22	45,83%	0	0	0		57	48	22	45,83%
<b>TOTAL</b>	<b>3.130</b>	<b>1.611</b>	<b>713</b>	<b>44,26%</b>	<b>2.620</b>	<b>1.545</b>	<b>214</b>	<b>4.379</b>	<b>1.936</b>	<b>1.426</b>	<b>162</b>	<b>3.524</b>	<b>1.201</b>	<b>171</b>	<b>81</b>	<b>1.453</b>	<b>41,23%</b>	<b>1.653</b>	<b>1.581</b>	<b>398</b>	<b>25,17%</b>	<b>6.032</b>	<b>5.105</b>	<b>1.851</b>	<b>36,26%</b>



Maio/2016

CONCILIAÇÃO

COMARCA	PRE-PROCESSUAL				PROCESSUAL																				
					FÍSICO												Pje				TOTAL				
					AGENDADAS				REALIZADAS				ACORDADAS												
	AGENDADAS	REALIZADAS	ACORDADOS	%	FAMÍLIA	CÍVEL	CRIMINAL	TOTAL	FAMÍLIA	CÍVEL	CRIMINAL	TOTAL	FAMÍLIA	CÍVEL	CRIMINAL	TOTAL	%	AGENDADAS	REALIZADAS	ACORDADOS	%	AGENDADAS	REALIZADAS	ACORDADOS	%
ABRE CAMPO	4	0	0		126	13	0	139	126	13	0	139	59	1	0	60	43,17%	0	0	0		139	139	60	43,17%
AÇUCENA	1	0	0		39	51	0	90	39	50	0	89	13	7	0	20	22,47%	0	0	0		90	89	20	22,47%
ALFENAS	26	9	6	66,67%	5	43	0	48	0	43	0	43	0	5	0	5	11,63%	0	0	0		48	43	5	11,63%
ALTO RIO DOCE	0	0	0		0	0	0	0	0	0	0	0	0	0	0	0		0	0	0		0	0	0	
BARÃO DE COCAIS	31	28	14	50,00%	20	1	0	21	20	1	0	21	10	0	0	10	47,62%	0	0	0		21	21	10	47,62%
BARBACENA	3	1	1	100,00%	0	240	0	240	0	240	0	240	0	43	0	43	17,92%	2	2	0	0,00%	242	242	43	17,77%
BELO HORIZONTE	1.072	442	310	70,14%	31	303	146	480	17	205	94	316	7	32	70	109	34,49%	630	626	146	23,32%	1.110	942	255	27,07%
BETIM	0	0	0		110	0	0	110	58	0	0	58	38	0	0	38	65,52%	35	30	18	60,00%	145	88	56	63,64%
BICAS	0	0	0		0	0	0	0	0	0	0	0	0	0	0	0		0	0	0		0	0	0	
BRUMADINHO	8	8	6	75,00%	9	15	0	24	9	12	0	21	4	1	0	5	23,81%	0	0	0		24	21	5	23,81%
CAETÉ	56	26	19	73,08%	19	9	0	28	7	1	0	8	3	0	0	3	37,50%	0	0	0		28	8	3	37,50%
CAMPO BELO	45	44	8	18,18%	42	3	0	45	42	3	0	45	16	0	0	16	35,56%	0	0	0		45	45	16	35,56%
CAPINÓPOLIS	0	0	0		0	0	0	0	0	0	0	0	0	0	0	0		0	0	0		0	0	0	
CARANGOLA	0	0	0		0	0	0	0	0	0	0	0	0	0	0	0		0	0	0		0	0	0	
CARATINGA	0	0	0		0	0	0	0	0	0	0	0	0	0	0	0		30	29	8	27,59%	30	29	8	27,59%
CARMO DO CAJURU	0	0	0		0	0	0	0	0	0	0	0	0	0	0	0		0	0	0		0	0	0	
CARMO DO PARANAÍBA	0	0	0		0	0	0	0	0	0	0	0	0	0	0	0		0	0	0		0	0	0	
CARMÓPOLIS DE MINAS	0	0	0		0	0	0	0	0	0	0	0	0	0	0	0		0	0	0		0	0	0	
CEJUSC 2 GRAU	0	0	0		0	0	0	0	0	0	0	0	0	0	0	0		0	0	0		0	0	0	
CONCEIÇÃO DO MATO DENTRO	0	0	0		0	0	0	0	0	0	0	0	0	0	0	0		0	0	0		0	0	0	
CONSELHEIRO LAFAIETE	0	0	0		63	37	0	100	63	37	0	100	30	3	0	33	33,00%	80	73	30	41,10%	180	173	63	36,42%
CONTAGEM	294	34	7	20,59%	208	142	0	350	110	82	0	192	85	4	0	89	46,35%	40	39	2	5,13%	390	231	91	39,39%
CORINTO	0	0	0		0	0	0	0	0	0	0	0	0	0	0	0		0	0	0		0	0	0	
COROMANDEL	122	122	99	81,15%	12	87	39	138	12	87	39	138	9	66	35	110	79,71%	0	0	0		138	138	110	79,71%
CORONEL FABRICIANO	0	0	0		0	0	0	0	0	0	0	0	0	0	0	0		0	0	0		0	0	0	
CURVELO	13	13	8	61,54%	44	11	0	55	30	6	0	36	14	0	0	14	38,89%	0	0	0		55	36	14	38,89%
DIAMANTINA	0	0	0		0	0	0	0	0	0	0	0	0	0	0	0		0	0	0		0	0	0	
DIVINÓPOLIS	0	0	0		0	0	0	0	0	0	0	0	0	0	0	0		0	0	0		0	0	0	
ESPERA FELIZ	0	0	0		0	0	0	0	0	0	0	0	0	0	0	0		0	0	0		0	0	0	
EXTREMA	0	0	0		0	0	0	0	0	0	0	0	0	0	0	0		0	0	0		0	0	0	
FORMIGA	0	0	0		0	0	0	0	0	0	0	0	0	0	0	0		0	0	0		0	0	0	
FRUTAL	0	0	0		0	0	0	0	0	0	0	0	0	0	0	0		0	0	0		0	0	0	
GALILÉIA	0	0	0		16	57	0	73	10	57	0	67	9	6	0	15	22,39%	0	0	0		73	67	15	22,39%
GOVERNADOR VALADARES	100	63	17	26,98%	0	0	0	0	0	0	0	0	0	0	0	0		15	12	3	25,00%	15	12	3	25,00%
GUANHÃES	12	12	10	83,33%	12	0	0	12	12	0	0	12	10	0	0	10	83,33%	0	0	0		12	12	10	83,33%
GUARANI	0	0	0		0	0	0	0	0	0	0	0	0	0	0	0		0	0	0		0	0	0	



GUAXUPÉ	0	0	0		0	0	0	0	0	0	0	0	0	0	0	0	0	0	0	0	0	0	0	0	
IGARAPÉ	1	0	0		49	19	0	68	45	18	0	63	21	1	0	22	34,92%	0	0	0		68	63	22	34,92%
IPANEMA	0	0	0		0	0	0	0	0	0	0	0	0	0	0	0		0	0	0		0	0	0	
ITABIRA	111	43	31	72,09%	75	111	0	186	63	43	0	106	58	43	0	101	95,28%	0	0	0		186	106	101	95,28%
ITAJUBÁ	19	11	5	45,45%	65	20	0	85	53	20	0	73	30	6	0	36	49,32%	0	0	0		85	73	36	49,32%
ITAÚNA	0	0	0		49	41	0	90	41	33	0	74	27	5	0	32	43,24%	0	0	0		90	74	32	43,24%
ITUUTABA	0	0	0		0	0	0	0	0	0	0	0	0	0	0	0		0	0	0		0	0	0	
ITUMIRIM	0	0	0		0	0	0	0	0	0	0	0	0	0	0	0		0	0	0		0	0	0	
ITURAMA	0	0	0		0	0	0	0	0	0	0	0	0	0	0	0		0	0	0		0	0	0	
JUIZ DE FORA	214	56	30	53,57%	213	160	0	373	143	128	0	271	83	22	0	105	38,75%	160	154	34	22,08%	533	425	139	32,71%
LAGOA SANTA	2	2	2	100,00%	32	28	5	65	32	28	5	65	15	2	1	18	27,69%	0	0	0		65	65	18	27,69%
LAMBARI	0	0	0		8	12	0	20	8	11	0	19	6	5	0	11	57,89%	0	0	0		20	19	11	57,89%
LAVRAS	9	5	1	20,00%	73	8	0	81	59	8	0	67	44	0	0	44	65,67%	0	0	0		81	67	44	65,67%
MALACACHETA	80	27	23	85,19%	36	16	13	65	26	10	13	49	16	5	8	29	59,18%	0	0	0		65	49	29	59,18%
MONTE CARMELO	10	6	4	66,67%	53	78	40	171	39	38	40	117	27	19	16	62	52,99%	0	0	0		171	117	62	52,99%
Montes Claros	14	13	10	76,92%	0	62	0	62	0	44	0	44	0	5	0	5	11,36%	75	73	32	43,84%	137	117	37	31,62%
MURIAÉ	0	0	0		0	0	0	0	0	0	0	0	0	0	0	0		0	0	0		0	0	0	
NEPOMUCENO	0	0	0		0	0	0	0	0	0	0	0	0	0	0	0		0	0	0		0	0	0	
OLIVEIRA	0	0	0		27	14	0	41	17	12	0	29	11	1	0	12	41,38%	0	0	0		41	29	12	41,38%
PARACATU	0	0	0		108	4	0	112	65	3	0	68	60	2	0	62	91,18%	0	0	0		112	68	62	91,18%
PASSA QUATRO	4	3	3	100,00%	14	38	15	67	10	32	10	52	3	2	7	12	23,08%	0	0	0		67	52	12	23,08%
PASSA TEMPO	0	0	0		0	0	0	0	0	0	0	0	0	0	0	0		0	0	0		0	0	0	
PASSOS	145	59	20	33,90%	37	96	0	133	25	96	0	121	19	9	0	28	23,14%	0	0	0		133	121	28	23,14%
PATOS DE MINAS	17	9	5	55,56%	75	0	0	75	55	0	0	55	28	0	0	28	50,91%	75	73	30	41,10%	150	128	58	45,31%
PATROCÍNIO	278	29	29	100,00%	47	8	0	55	32	5	0	37	25	0	0	25	67,57%	0	0	0		55	37	25	67,57%
POMPÉU	0	0	0		0	0	0	0	0	0	0	0	0	0	0	0		0	0	0		0	0	0	
PONTE NOVA	0	0	0		0	0	0	0	0	0	0	0	0	0	0	0		0	0	0		0	0	0	
POUSO ALEGRE	0	0	0		65	40	0	105	63	38	0	101	23	2	0	25	24,75%	20	18	9	50,00%	125	119	34	28,57%
PRATÁPOLIS	0	0	0		0	0	0	0	0	0	0	0	0	0	0	0		0	0	0		0	0	0	
PRESIDENTE OLEGÁRIO	0	0	0		0	0	0	0	0	0	0	0	0	0	0	0		0	0	0		0	0	0	
RIO POMBA	0	0	0		0	0	0	0	0	0	0	0	0	0	0	0		0	0	0		0	0	0	
SABARÁ	0	0	0		0	0	0	0	0	0	0	0	0	0	0	0		0	0	0		0	0	0	
SACRAMENTO	0	0	0		0	0	0	0	0	0	0	0	0	0	0	0		0	0	0		0	0	0	
SANTA BÁRBARA	25	15	13	86,67%	20	0	0	20	16	0	0	16	12	0	0	12	75,00%	0	0	0		20	16	12	75,00%
SANTA LUZIA	0	0	0		69	0	1	70	32	0	1	33	17	0	0	17	51,52%	50	48	11	22,92%	120	81	28	34,57%
SANTA RITA DO SAPUCAÍ	0	0	0		0	0	0	0	0	0	0	0	0	0	0	0		0	0	0		0	0	0	
SANTO ANTÔNIO DO MONTE	0	0	0		10	8	0	18	7	8	0	15	7	1	0	8	53,33%	0	0	0		18	15	8	53,33%
SÃO JOÃO DEL REI	15	15	7	46,67%	39	51	0	90	39	50	0	89	13	7	0	20	22,47%	65	61	16	26,23%	155	150	36	24,00%
SÃO SEBASTIÃO DO PARAÍSO	2	2	1	50,00%	76	13	0	89	90	14	0	104	57	3	0	60	57,69%	0	0	0		89	104	60	57,69%
SERRO	48	48	15	31,25%	6	5	10	21	6	5	10	21	3	3	7	13	61,90%	0	0	0		21	21	13	61,90%
TEÓFILO OTONI	13	5	5	100,00%	52	73	0	125	34	55	0	89	23	5	0	28	31,46%	55	52	16	30,77%	180	141	44	31,21%
TIROS	0	0	0		0	0	0	0	0	0	0	0	0	0	0	0		0	0	0		0	0	0	

TOMBOS	2	1	0	0,00%	0	2	0	2	0	1	0	1	0	0	0	0	0,00%	0	0	0		2	1	0	0,00%
TUPACIGUARA	8	7	2	28,57%	29	80	0	109	29	75	0	104	15	45	0	60	57,69%	0	0	0		109	104	60	57,69%
UBÁ	19	11	8	72,73%	6	52	0	58	6	45	0	51	1	8	0	9	17,65%	47	46	9	19,57%	105	97	18	18,56%
UBERABA	147	95	31	32,63%	76	71	0	147	45	50	0	95	23	8	0	31	32,63%	95	92	35	38,04%	242	187	66	35,29%
UBERLÂNDIA	0	0	0		0	0	0	0	0	0	0	0	0	0	0	0		7	6	1	16,67%	7	6	1	16,67%
VARGINHA	8	5	5	100,00%	33	4	0	37	25	3	0	28	17	0	0	17	60,71%	30	28	13	46,43%	67	56	30	53,57%
VÁRZEA DA PALMA	0	0	0		0	0	0	0	0	0	0	0	0	0	0	0		0	0	0		0	0	0	
VAZANTE	0	0	0		0	0	0	0	0	0	0	0	0	0	0	0		0	0	0		0	0	0	
VESPASIANO	0	0	0		62	30	0	92	62	30	0	92	31	5	0	36	39,13%	85	82	32	39,02%	177	174	68	39,08%
VIÇOSA	48	16	12	75,00%	29	13	0	42	14	12	0	26	13	3	0	16	61,54%	0	0	0		42	26	16	61,54%
VIRGINÓPOLIS	65	22	21	95,45%	33	0	1	34	26	0	1	27	22	0	1	23	85,19%	0	0	0		34	27	23	85,19%
VISCONDE DO RIO BRANCO	3	1	0	0,00%	47	2	0	49	36	2	0	38	22	0	0	22	57,89%	0	0	0		49	38	22	57,89%
<b>TOTAL</b>	<b>3.094</b>	<b>1.308</b>	<b>788</b>	<b>60,24%</b>	<b>2.369</b>	<b>2.171</b>	<b>270</b>	<b>4.810</b>	<b>1.798</b>	<b>1.754</b>	<b>213</b>	<b>3.765</b>	<b>1.079</b>	<b>385</b>	<b>145</b>	<b>1.609</b>	<b>42,74%</b>	<b>1.596</b>	<b>1.544</b>	<b>445</b>	<b>28,82%</b>	<b>6.406</b>	<b>5.309</b>	<b>2.054</b>	<b>38,69%</b>



Junho/2016

CONCILIAÇÃO

COMARCA	PRE-PROCESSUAL				PROCESSUAL																				
					FÍSICO												Pje				TOTAL				
					AGENDADAS				REALIZADAS				ACORDADAS												
	AGENDADAS	REALIZADAS	ACORDADOS	%	FAMÍLIA	CÍVEL	CRIMINAL	TOTAL	FAMÍLIA	CÍVEL	CRIMINAL	TOTAL	FAMÍLIA	CÍVEL	CRIMINAL	TOTAL	%	AGENDADAS	REALIZADAS	ACORDADOS	%	AGENDADAS	REALIZADAS	ACORDADOS	%
ABRE CAMPO	5	2	1	50,00%	57	3	0	60	57	3	0	60	27	0	0	27	45,00%	0	0	0		60	60	27	45,00%
AÇUCENA	9	9	1	11,11%	57	58	0	115	55	47	0	102	23	4	0	27	26,47%	0	0	0		115	102	27	26,47%
ALFENAS	22	9	5	55,56%	0	45	0	45	0	45	0	45	0	2	0	2	4,44%	0	0	0		45	45	2	4,44%
ALTO RIO DOCE	0	0	0		0	0	0	0	0	0	0	0	0	0	0	0		0	0	0		0	0	0	
BARÃO DE COCAIS	61	37	10	27,03%	26	6	0	32	25	3	0	28	16	0	0	16	57,14%	0	0	0		32	28	16	57,14%
BARBACENA	7	7	4	57,14%	0	25	0	25	0	25	0	25	0	0	0	0	0,00%	5	5	0	0,00%	30	30	0	0,00%
BELO HORIZONTE	1.910	776	390	50,26%	28	2.427	95	2.550	14	1.718	66	1.798	4	1.139	47	1.190	66,18%	1.670	1.661	708	42,62%	4.220	3.459	1.898	54,87%
BETIM	0	0	0		160	389	0	549	104	245	0	349	68	11	0	79	22,64%	410	394	37	9,39%	959	743	116	15,61%
BICAS	0	0	0		0	0	0	0	0	0	0	0	0	0	0	0		0	0	0		0	0	0	
BRUMADINHO	20	17	12	70,59%	27	34	0	61	24	34	0	58	10	1	0	11	18,97%	0	0	0		61	58	11	18,97%
CAETÉ	48	22	14	63,64%	22	9	0	31	10	6	0	16	6	0	0	6	37,50%	0	0	0		31	16	6	37,50%
CAMPO BELO	5	5	3	60,00%	8	42	0	50	8	42	0	50	5	1	0	6	12,00%	0	0	0		50	50	6	12,00%
CAPINÓPOLIS	0	0	0		0	0	0	0	0	0	0	0	0	0	0	0		0	0	0		0	0	0	
CARANGOLA	0	0	0		0	0	0	0	0	0	0	0	0	0	0	0		0	0	0		0	0	0	
CARATINGA	0	0	0		0	0	0	0	0	0	0	0	0	0	0	0		28	27	11	40,74%	28	27	11	40,74%
CARMO DO CAJURU	0	0	0		0	0	0	0	0	0	0	0	0	0	0	0		0	0	0		0	0	0	
CARMO DO PARANAÍBA	0	0	0		0	0	0	0	0	0	0	0	0	0	0	0		0	0	0		0	0	0	
CARMÓPOLIS DE MINAS	0	0	0		0	0	0	0	0	0	0	0	0	0	0	0		0	0	0		0	0	0	
CEJUSC 2 GRAU	0	0	0		0	0	0	0	0	0	0	0	0	0	0	0		0	0	0		0	0	0	
CONCEIÇÃO DO MATO DENTRO	0	0	0		0	0	0	0	0	0	0	0	0	0	0	0		0	0	0		0	0	0	
CONSELHEIRO LAFAIETE	0	0	0		90	53	0	143	90	53	0	143	41	7	0	48	33,57%	130	127	41	32,28%	273	270	89	32,96%
CONTAGEM	19	11	8	72,73%	227	224	0	451	200	79	0	279	110	16	0	126	45,16%	150	142	22	15,49%	601	421	148	35,15%
CORINTO	0	0	0		0	0	0	0	0	0	0	0	0	0	0	0		0	0	0		0	0	0	
COROMANDEL	61	61	54	88,52%	10	7	5	22	10	7	5	22	10	6	4	20	90,91%	0	0	0		22	22	20	90,91%
CORONEL FABRICIANO	0	0	0		0	0	0	0	0	0	0	0	0	0	0	0		0	0	0		0	0	0	
CURVELO	28	25	19	76,00%	0	0	0	0	0	0	0	0	0	0	0	0		0	0	0		0	0	0	
DIAMANTINA	0	0	0		66	7	0	73	35	8	0	43	20	4	0	24	55,81%	0	0	0		73	43	24	55,81%
DIVINÓPOLIS	0	0	0		0	0	0	0	0	0	0	0	0	0	0	0		0	0	0		0	0	0	
ESPERA FELIZ	0	0	0		0	0	0	0	0	0	0	0	0	0	0	0		0	0	0		0	0	0	
EXTREMA	0	0	0		0	0	0	0	0	0	0	0	0	0	0	0		0	0	0		0	0	0	
FORMIGA	0	0	0		0	0	0	0	0	0	0	0	0	0	0	0		0	0	0		0	0	0	
FRUTAL	0	0	0		35	18	0	53	26	15	0	41	23	0	0	23	56,10%	0	0	0		53	41	23	56,10%
GALILÉIA	0	0	0		16	290	6	312	11	290	6	307	10	4	6	20	6,51%	0	0	0		312	307	20	6,51%
GOVERNADOR VALADARES	146	37	21	56,76%	180	1.068	0	1.248	118	1.067	0	1.185	84	24	0	108	9,11%	60	54	9	16,67%	1.308	1.239	117	9,44%
GUANHÃES	22	22	11	50,00%	22	0	0	22	22	0	0	22	11	0	0	11	50,00%	0	0	0		22	22	11	50,00%
GUARANI	0	0	0		0	0	0	0	0	0	0	0	0	0	0	0		0	0	0		0	0	0	



TOMBOS	5	1	1	100,00%	7	1	0	8	7	1	0	8	4	0	0	4	50,00%	0	0	0		8	8	4	50,00%
TUPACIGUARA	2	0	0		81	24	0	105	75	24	0	99	38	11	0	49	49,49%	0	0	0		105	99	49	49,49%
UBÁ	28	14	7	50,00%	5	54	0	59	5	37	0	42	2	4	0	6	14,29%	30	28	5	17,86%	89	70	11	15,71%
UBERABA	0	0	0		145	157	0	302	83	111	0	194	53	39	0	92	47,42%	240	237	72	30,38%	542	431	164	38,05%
UBERLÂNDIA	0	0	0		0	0	0	0	0	0	0	0	0	0	0	0		10	8	6	75,00%	10	8	6	75,00%
VARGINHA	2	2	2	100,00%	43	28	0	71	30	20	0	50	18	4	0	22	44,00%	40	38	13	34,21%	111	88	35	39,77%
VÁRZEA DA PALMA	0	0	0		0	0	0	0	0	0	0	0	0	0	0	0		0	0	0		0	0	0	
VAZANTE	0	0	0		0	0	0	0	0	0	0	0	0	0	0	0		0	0	0		0	0	0	
VESPASIANO	0	0	0		72	5	0	77	47	3	0	50	33	0	0	33	66,00%	70	65	18	27,69%	147	115	51	44,35%
VIÇOSA	57	39	29	74,36%	45	23	0	68	30	17	0	47	22	4	0	26	55,32%	0	0	0		68	47	26	55,32%
VIRGINÓPOLIS	122	38	37	97,37%	17	0	2	19	8	0	1	9	8	0	1	9	100,00%	0	0	0		19	9	9	100,00%
VISCONDE DO RIO BRANCO	4	3	3	100,00%	46	58	0	104	35	42	0	77	16	23	0	39	50,65%	0	0	0		104	77	39	50,65%
<b>TOTAL</b>	<b>4.145</b>	<b>1.628</b>	<b>876</b>	<b>53,81%</b>	<b>2.847</b>	<b>6.242</b>	<b>166</b>	<b>9.255</b>	<b>2.187</b>	<b>4.888</b>	<b>135</b>	<b>7.210</b>	<b>1.270</b>	<b>1.483</b>	<b>93</b>	<b>2.846</b>	<b>39,47%</b>	<b>3.734</b>	<b>3.631</b>	<b>1.160</b>	<b>31,95%</b>	<b>12.989</b>	<b>10.841</b>	<b>4.006</b>	<b>36,95%</b>



Julho/2016

CONCILIAÇÃO

COMARCA	PRE-PROCESSUAL				PROCESSUAL																				
					FÍSICO												Pje				TOTAL				
					AGENDADAS				REALIZADAS				ACORDADAS												
	AGENDADAS	REALIZADAS	ACORDADOS	%	FAMÍLIA	CÍVEL	CRIMINAL	TOTAL	FAMÍLIA	CÍVEL	CRIMINAL	TOTAL	FAMÍLIA	CÍVEL	CRIMINAL	TOTAL	%	AGENDADAS	REALIZADAS	ACORDADOS	%	AGENDADAS	REALIZADAS	ACORDADOS	%
ABRE CAMPO	1	0	0		39	0	0	39	39	0	0	39	19	0	0	19	48,72%	0	0	0		39	39	19	48,72%
AÇUCENA	55	52	21	40,38%	52	61	0	113	51	34	0	85	23	0	0	23	27,06%	0	0	0		113	85	23	27,06%
ALFENAS	36	12	7	58,33%	0	0	0	0	0	0	0	0	0	0	0	0		0	0	0		0	0	0	
ALTO RIO DOCE	0	0	0		0	0	0	0	0	0	0	0	0	0	0	0		0	0	0		0	0	0	
BARÃO DE COCAIS	77	51	21	41,18%	14	3	0	17	9	3	0	12	4	0	0	4	33,33%	0	0	0		17	12	4	33,33%
BARBACENA	21	15	2	13,33%	0	18	0	18	0	18	0	18	0	2	0	2	11,11%	15	11	1	9,09%	33	29	3	10,34%
BELO HORIZONTE	1.150	660	408	61,82%	59	233	167	459	30	155	107	292	15	20	84	119	40,75%	1.041	1.391	309	22,21%	1.500	1.683	428	25,43%
BETIM	0	0	0		267	168	0	435	163	111	0	274	120	7	0	127	46,35%	290	286	66	23,08%	725	560	193	34,46%
BICAS	0	0	0		0	0	0	0	0	0	0	0	0	0	0	0		0	0	0		0	0	0	
BRUMADINHO	12	12	6	50,00%	16	7	0	23	13	7	0	20	9	0	0	9	45,00%	0	0	0		23	20	9	45,00%
CAETÉ	19	7	3	42,86%	6	2	0	8	2	1	0	3	2	0	0	2	66,67%	0	0	0		8	3	2	66,67%
CAMPO BELO	10	10	6	60,00%	61	27	0	88	61	27	0	88	26	2	0	28	31,82%	0	0	0		88	88	28	31,82%
CAPINÓPOLIS	0	0	0		0	0	0	0	0	0	0	0	0	0	0	0		0	0	0		0	0	0	
CARANGOLA	0	0	0		0	0	0	0	0	0	0	0	0	0	0	0		0	0	0		0	0	0	
CARATINGA	0	0	0		0	0	0	0	0	0	0	0	0	0	0	0		40	39	9	23,08%	40	39	9	23,08%
CARMO DO CAJURU	8	8	3	37,50%	54	0	0	54	51	0	0	51	8	0	0	8	15,69%	0	0	0		54	51	8	15,69%
CARMO DO PARANAÍBA	0	0	0		0	0	0	0	0	0	0	0	0	0	0	0		0	0	0		0	0	0	
CARMÓPOLIS DE MINAS	0	0	0		0	0	0	0	0	0	0	0	0	0	0	0		0	0	0		0	0	0	
CEJUSC 2 GRAU	0	0	0		0	0	0	0	0	0	0	0	0	0	0	0		0	0	0		0	0	0	
CONCEIÇÃO DO MATO DENTRO	0	0	0		0	0	0	0	0	0	0	0	0	0	0	0		0	0	0		0	0	0	
CONSELHEIRO LAFAIETE	0	0	0		59	30	0	89	59	30	0	89	33	1	0	34	38,20%	70	61	27	44,26%	159	150	61	40,67%
CONTAGEM	20	20	12	60,00%	211	172	0	383	106	56	0	162	92	6	0	98	60,49%	160	155	18	11,61%	543	317	116	36,59%
CORINTO	0	0	0		0	0	0	0	0	0	0	0	0	0	0	0		0	0	0		0	0	0	
COROMANDEL	42	42	17	40,48%	18	12	32	62	18	12	32	62	14	6	28	48	77,42%	0	0	0		62	62	48	77,42%
CORONEL FABRICIANO	0	0	0		0	0	0	0	0	0	0	0	0	0	0	0		2	1	0	0,00%	2	1	0	0,00%
CURVELO	7	7	7	100,00%	53	19	0	72	34	11	0	45	20	0	0	20	44,44%	0	0	0		72	45	20	44,44%
DIAMANTINA	0	0	0		62	28	0	90	35	13	0	48	9	4	0	13	27,08%	0	0	0		90	48	13	27,08%
DIVINÓPOLIS	0	0	0		0	0	0	0	0	0	0	0	0	0	0	0		0	0	0		0	0	0	
ESPERA FELIZ	0	0	0		0	0	0	0	0	0	0	0	0	0	0	0		0	0	0		0	0	0	
EXTREMA	0	0	0		0	0	0	0	0	0	0	0	0	0	0	0		0	0	0		0	0	0	
FORMIGA	0	0	0		0	0	0	0	0	0	0	0	0	0	0	0		0	0	0		0	0	0	
FRUTAL	0	0	0		38	37	0	75	17	32	0	49	8	2	0	10	20,41%	0	0	0		75	49	10	20,41%
GALILÉIA	0	0	0		14	400	5	419	12	398	4	414	9	317	4	330	79,71%	0	0	0		419	414	330	79,71%
GOVERNADOR VALADARES	419	164	115	70,12%	0	0	0	0	0	0	0	0	0	0	0	0		100	81	18	22,22%	100	81	18	22,22%
GUANHÃES	0	0	0		2	0	0	2	2	0	0	2	2	0	0	2	100,00%	0	0	0		2	2	2	100,00%
GUARANI	0	0	0		0	0	0	0	0	0	0	0	0	0	0	0		0	0	0		0	0	0	



TOMBOS		2	2	0	0,00%	18	6	0	24	18	6	0	24	8	1	0	9	37,50%	0	0	0		24	24	9	37,50%
TUPACIGUARA		5	1	1	100,00%	32	59	0	91	30	57	0	87	16	31	0	47	54,02%	0	0	0		91	87	47	54,02%
UBÁ		25	7	4	57,14%	29	55	0	84	21	40	0	61	12	4	0	16	26,23%	55	50	12	24,00%	139	111	28	25,23%
UBERABA		0	0	0		164	148	0	312	89	61	0	150	73	8	0	81	54,00%	280	272	79	29,04%	592	422	160	37,91%
UBERLÂNDIA		0	0	0		168	0	0	168	168	0	0	168	80	0	0	80	47,62%	30	22	8	36,36%	198	190	88	46,32%
VARGINHA		3	3	3	100,00%	49	68	0	117	36	53	0	89	21	5	0	26	29,21%	45	41	16	39,02%	162	130	42	32,31%
VÁRZEA DA PALMA		0	0	0		0	0	0	0	0	0	0	0	0	0	0	0		0	0	0		0	0	0	
VAZANTE		0	0	0		0	0	0	0	0	0	0	0	0	0	0	0		0	0	0		0	0	0	
VESPASIANO		0	0	0		72	20	0	92	55	17	0	72	34	2	0	36	50,00%	66	65	25	38,46%	158	137	61	44,53%
VIÇOSA		38	23	12	52,17%	39	28	0	67	24	21	0	45	16	4	0	20	44,44%	0	0	0		67	45	20	44,44%
VIRGINÓPOLIS		83	30	22	73,33%	53	0	28	81	30	0	28	58	23	0	18	41	70,69%	0	0	0		81	58	41	70,69%
VISCONDE DO RIO BRANCO		2	2	0	0,00%	62	71	0	133	44	45	0	89	24	21	0	45	50,56%	0	0	0		133	89	45	50,56%
<b>TOTAL</b>		<b>3.267</b>	<b>1.579</b>	<b>890</b>	<b>56,36%</b>	<b>2.875</b>	<b>3.238</b>	<b>246</b>	<b>6.359</b>	<b>2.181</b>	<b>2.440</b>	<b>185</b>	<b>4.806</b>	<b>1.241</b>	<b>595</b>	<b>141</b>	<b>1.977</b>	<b>41,14%</b>	<b>2.815</b>	<b>3.059</b>	<b>734</b>	<b>23,99%</b>	<b>9.174</b>	<b>7.865</b>	<b>2.711</b>	<b>34,47%</b>





Agosto/2016

CONCILIAÇÃO

COMARCA	PRE-PROCESSUAL				PROCESSUAL																				
					FÍSICO												Pje				TOTAL				
					AGENDADAS				REALIZADAS				ACORDADAS												
	AGENDADAS	REALIZADAS	ACORDADOS	%	FAMÍLIA	CÍVEL	CRIMINAL	TOTAL	FAMÍLIA	CÍVEL	CRIMINAL	TOTAL	FAMÍLIA	CÍVEL	CRIMINAL	TOTAL	%	AGENDADAS	REALIZADAS	ACORDADOS	%	AGENDADAS	REALIZADAS	ACORDADOS	%
ABRE CAMPO	1	1	1	100,00%	95	37	0	132	95	37	0	132	31	4	0	35	26,52%	0	0	0		132	132	35	26,52%
AÇUCENA	98	97	41	42,27%	0	0	0	0	0	0	0	0	0	0	0	0		0	0	0		0	0	0	
ALFENAS	69	7	4	57,14%	4	40	0	44	2	40	0	42	1	4	0	5	11,90%	0	0	0		44	42	5	11,90%
ALTO RIO DOCE	52	34	20	58,82%	1	17	13	31	0	13	12	25	0	6	11	17	68,00%	0	0	0		31	25	17	68,00%
BARÃO DE COCAIS	78	53	21	39,62%	21	8	0	29	16	5	0	21	8	1	0	9	42,86%	0	0	0		29	21	9	42,86%
BARBACENA	10	18	9	50,00%	0	49	0	49	0	49	0	49	0	2	0	2	4,08%	15	14	1	7,14%	64	63	3	4,76%
BELO HORIZONTE	1.333	844	495	58,65%	83	441	150	674	41	301	108	450	13	77	24	114	25,33%	1.460	1.453	309	21,27%	2.134	1.903	423	22,23%
BETIM	0	0	0		265	220	0	485	151	157	0	308	95	15	0	110	35,71%	350	343	63	18,37%	835	651	173	26,57%
BICAS	0	0	0		0	0	0	0	0	0	0	0	0	0	0	0		0	0	0		0	0	0	
BRUMADINHO	7	7	3	42,86%	22	39	0	61	21	37	0	58	8	4	0	12	20,69%	0	0	0		61	58	12	20,69%
CAETÉ	124	37	25	67,57%	25	13	0	38	17	11	0	28	15	1	0	16	57,14%	0	0	0		38	28	16	57,14%
CAMPO BELO	161	161	43	26,71%	56	37	0	93	56	37	0	93	27	4	0	31	33,33%	0	0	0		93	93	31	33,33%
CAPINÓPOLIS	0	0	0		0	0	0	0	0	0	0	0	0	0	0	0		0	0	0		0	0	0	
CARANGOLA	0	0	0		0	0	0	0	0	0	0	0	0	0	0	0		0	0	0		0	0	0	
CARATINGA	0	0	0		0	0	0	0	0	0	0	0	0	0	0	0		55	53	16	30,19%	55	53	16	30,19%
CARMO DO CAJURU	22	18	8	44,44%	75	5	0	80	67	5	0	72	21	1	0	22	30,56%	0	0	0		80	72	22	30,56%
CARMO DO PARANAÍBA	0	0	0		0	0	0	0	0	0	0	0	0	0	0	0		0	0	0		0	0	0	
CARMÓPOLIS DE MINAS	0	0	0		0	0	0	0	0	0	0	0	0	0	0	0		0	0	0		0	0	0	
CEJUSC 2 GRAU	0	0	0		0	0	0	0	0	0	0	0	0	0	0	0		0	0	0		0	0	0	
CONCEIÇÃO DO MATO DENTRO	0	0	0		0	0	0	0	0	0	0	0	0	0	0	0		0	0	0		0	0	0	
CONSELHEIRO LAFAIETE	124	124	3	2,42%	123	55	0	178	123	55	0	178	51	5	0	56	31,46%	150	149	44	29,53%	328	327	100	30,58%
CONTAGEM	22	22	17	77,27%	187	207	0	394	113	114	0	227	89	11	0	100	44,05%	215	212	21	9,91%	609	439	121	27,56%
CORINTO	0	0	0		0	0	0	0	0	0	0	0	0	0	0	0		0	0	0		0	0	0	
COROMANDEL	38	38	34	89,47%	13	3	34	50	13	3	34	50	10	1	27	38	76,00%	0	0	0		50	50	38	76,00%
CORONEL FABRICIANO	0	0	0		0	0	0	0	0	0	0	0	0	0	0	0		0	0	0		0	0	0	
CURVELO	6	6	6	100,00%	61	17	0	78	42	10	0	52	27	2	0	29	55,77%	0	0	0		78	52	29	55,77%
DIAMANTINA	0	0	0		97	20	0	117	49	13	0	62	32	4	0	36	58,06%	0	0	0		117	62	36	58,06%
DIVINÓPOLIS	0	0	0		0	0	0	0	0	0	0	0	0	0	0	0		0	0	0		0	0	0	
ESPERA FELIZ	0	0	0		0	0	0	0	0	0	0	0	0	0	0	0		0	0	0		0	0	0	
EXTREMA	0	0	0		0	0	0	0	0	0	0	0	0	0	0	0		0	0	0		0	0	0	
FORMIGA	0	0	0		0	0	0	0	0	0	0	0	0	0	0	0		0	0	0		0	0	0	
FRUTAL	0	0	0		80	140	0	220	49	124	0	173	36	6	0	42	24,28%	0	0	0		220	173	42	24,28%
GALILÉIA	4	4	2	50,00%	20	390	4	414	8	382	3	393	7	97	3	107	27,23%	0	0	0		414	393	107	27,23%
GOVERNADOR VALADARES	808	437	384	87,87%	354	985	0	1.339	280	923	0	1.203	266	274	0	540	44,89%	90	80	16	20,00%	1.429	1.283	556	43,34%
GUANHÃES	0	0	0		36	0	0	36	36	0	0	36	11	0	0	11	30,56%	0	0	0		36	36	11	30,56%
GUARANI	26	14	10	71,43%	12	33	35	80	8	30	32	70	6	15	25	46	65,71%	0	0	0		80	70	46	65,71%

GUAXUPÉ	0	0	0		0	0	0	0	0	0	0	0	0	0	0	0	0	0	0	0	0	0	0	0	0
IGARAPÉ	6	6	6	100,00%	44	41	0	85	42	41	0	83	30	4	0	34	40,96%	0	0	0		85	83	34	40,96%
IPANEMA	0	0	0		0	0	0	0	0	0	0	0	0	0	0	0		0	0	0		0	0	0	
ITABIRA	136	69	67	97,10%	43	93	0	136	36	33	0	69	35	32	0	67	97,10%	0	0	0		136	69	67	97,10%
ITAJUBÁ	5	5	3	60,00%	123	70	0	193	122	70	0	192	63	4	0	67	34,90%	0	0	0		193	192	67	34,90%
ITAÚNA	0	0	0		59	107	0	166	49	98	0	147	34	9	0	43	29,25%	0	0	0		166	147	43	29,25%
ITUJUTABA	0	0	0		0	0	0	0	0	0	0	0	0	0	0	0		0	0	0		0	0	0	
ITUMIRIM	0	0	0		0	0	0	0	0	0	0	0	0	0	0	0		0	0	0		0	0	0	
ITURAMA	0	0	0		0	0	0	0	0	0	0	0	0	0	0	0		0	0	0		0	0	0	
JUIZ DE FORA	79	36	19	52,78%	219	367	0	586	129	294	0	423	108	106	0	214	50,59%	340	330	63	19,09%	926	753	277	36,79%
LAGOA SANTA	1	0	0		26	63	0	89	26	63	0	89	15	8	0	23	25,84%	0	0	0		89	89	23	25,84%
LAMBARI	0	0	0		20	28	0	48	14	25	0	39	13	3	0	16	41,03%	0	0	0		48	39	16	41,03%
LAVRAS	0	0	0		72	42	0	114	52	34	0	86	29	5	0	34	39,53%	0	0	0		114	86	34	39,53%
MALACACHETA	107	39	38	97,44%	17	20	29	66	15	8	24	47	10	4	24	38	80,85%	0	0	0		66	47	38	80,85%
MONTE CARMELO	14	6	6	100,00%	46	191	15	252	40	176	9	225	17	88	7	112	49,78%	0	0	0		252	225	112	49,78%
MONTES CLAROS	8	7	4	57,14%	0	151	0	151	0	98	0	98	0	13	0	13	13,27%	120	117	34	29,06%	271	215	47	21,86%
MURIAÉ	0	0	0		0	0	0	0	0	0	0	0	0	0	0	0		0	0	0		0	0	0	
NEPOMUCENO	2	2	0	0,00%	17	20	12	49	17	20	12	49	13	7	6	26	53,06%	0	0	0		49	49	26	53,06%
OLIVEIRA	0	0	0		39	32	0	71	33	30	0	63	17	2	0	19	30,16%	0	0	0		71	63	19	30,16%
PARACATU	0	0	0		118	18	0	136	67	15	0	82	57	4	0	61	74,39%	0	0	0		136	82	61	74,39%
PASSA QUATRO	9	9	6	66,67%	0	0	0	0	0	0	0	0	0	0	0	0		0	0	0		0	0	0	
PASSA TEMPO	0	0	0		0	0	0	0	0	0	0	0	0	0	0	0		0	0	0		0	0	0	
PASSOS	53	50	47	94,00%	96	225	0	321	54	191	0	245	30	17	0	47	19,18%	0	0	0		321	245	47	19,18%
PATOS DE MINAS	62	2	2	100,00%	74	91	0	165	53	60	0	113	28	3	0	31	27,43%	180	173	67	38,73%	345	286	98	34,27%
PATROCÍNIO	426	57	52	91,23%	60	30	0	90	42	19	0	61	29	0	0	29	47,54%	0	0	0		90	61	29	47,54%
POMPÉU	0	0	0		0	0	0	0	0	0	0	0	0	0	0	0		0	0	0		0	0	0	
PONTE NOVA	0	0	0		0	0	0	0	0	0	0	0	0	0	0	0		0	0	0		0	0	0	
POUSO ALEGRE	2	1	0	0,00%	127	87	0	214	113	82	0	195	41	17	0	58	29,74%	0	0	0		214	195	58	29,74%
PRATÁPOLIS	0	0	0		0	0	0	0	0	0	0	0	0	0	0	0		0	0	0		0	0	0	
PRESIDENTE OLEGÁRIO	0	0	0		0	0	0	0	0	0	0	0	0	0	0	0		0	0	0		0	0	0	
RIO POMBA	0	0	0		0	0	0	0	0	0	0	0	0	0	0	0		0	0	0		0	0	0	
SABARÁ	0	0	0		0	0	0	0	0	0	0	0	0	0	0	0		0	0	0		0	0	0	
SACRAMENTO	0	0	0		0	0	0	0	0	0	0	0	0	0	0	0		0	0	0		0	0	0	
SANTA BÁRBARA	34	18	9	50,00%	28	4	0	32	20	3	0	23	11	0	0	11	47,83%	0	0	0		32	23	11	47,83%
SANTA LUZIA	52	52	37	71,15%	140	78	0	218	140	78	0	218	49	0	0	49	22,48%	180	167	38	22,75%	398	385	87	22,60%
SANTA RITA DO SAPUCAÍ	0	0	0		0	0	0	0	0	0	0	0	0	0	0	0		0	0	0		0	0	0	
SANTO ANTÔNIO DO MONTE	0	0	0		3	7	0	10	3	6	0	9	2	0	0	2	22,22%	0	0	0		10	9	2	22,22%
SÃO JOÃO DEL REI	0	0	0		0	0	0	0	0	0	0	0	0	0	0	0		101	98	33	33,67%	101	98	33	33,67%
SÃO SEBASTIÃO DO PARAÍSO	108	28	12	42,86%	97	60	0	157	83	50	0	133	40	7	0	47	35,34%	0	0	0		157	133	47	35,34%
SERRO	34	34	17	50,00%	5	19	0	24	5	19	0	24	3	1	0	4	16,67%	0	0	0		24	24	4	16,67%
TEÓFILO OTONI	8	6	2	33,33%	120	119	0	239	64	73	0	137	43	8	0	51	37,23%	110	106	29	27,36%	349	243	80	32,92%
TIROS	0	0	0		0	0	0	0	0	0	0	0	0	0	0	0		0	0	0		0	0	0	

TOMBOS		4	1	1	100,00%	5	8	0	13	5	7	0	12	2	4	0	6	50,00%	0	0	0		13	12	6	50,00%
TUPACIGUARA		6	3	2	66,67%	20	52	0	72	15	51	0	66	9	5	0	14	21,21%	0	0	0		72	66	14	21,21%
UBÁ		29	16	13	81,25%	37	63	0	100	28	39	0	67	22	9	0	31	46,27%	70	69	21	30,43%	170	136	52	38,24%
UBERABA		0	0	0		155	276	0	431	247	148	0	395	60	27	0	87	22,03%	380	372	72	19,35%	811	767	159	20,73%
UBERLÂNDIA		0	0	0		242	0	0	242	242	0	0	242	93	0	0	93	38,43%	101	91	19	20,88%	343	333	112	33,63%
VARGINHA		2	2	2	100,00%	47	88	0	135	38	52	0	90	27	3	0	30	33,33%	40	35	23	65,71%	175	125	53	42,40%
VÁRZEA DA PALMA		0	0	0		0	0	0	0	0	0	0	0	0	0	0	0		0	0	0		0	0	0	
VAZANTE		0	0	0		0	0	0	0	0	0	0	0	0	0	0	0		0	0	0		0	0	0	
VESPASIANO		2	2	0	0,00%	111	87	0	198	83	52	0	135	53	2	0	55	40,74%	130	124	32	25,81%	328	259	87	33,59%
VIÇOSA		57	38	22	57,89%	47	40	0	87	32	28	0	60	22	5	0	27	45,00%	0	0	0		87	60	27	45,00%
VIRGINÓPOLIS		98	98	30	30,61%	25	0	6	31	25	0	6	31	14	0	2	16	51,61%	0	0	0		31	31	16	51,61%
VISCONDE DO RIO BRANCO		17	4	2	50,00%	37	89	0	126	33	71	0	104	10	22	0	32	30,77%	0	0	0		126	104	32	30,77%
<b>TOTAL</b>		<b>4.344</b>	<b>2.513</b>	<b>1.525</b>	<b>60,68%</b>	<b>3.949</b>	<b>5.422</b>	<b>298</b>	<b>9.669</b>	<b>3.154</b>	<b>4.380</b>	<b>240</b>	<b>7.774</b>	<b>1.783</b>	<b>953</b>	<b>129</b>	<b>2.865</b>	<b>36,85%</b>	<b>4.087</b>	<b>3.986</b>	<b>901</b>	<b>22,60%</b>	<b>13.756</b>	<b>11.760</b>	<b>3.766</b>	<b>32,02%</b>



Setembro/2016

CONCILIAÇÃO

COMARCA	PRE-PROCESSUAL				PROCESSUAL																				
					FÍSICO												Pje				TOTAL				
					AGENDADAS				REALIZADAS				ACORDADAS												
	AGENDADAS	REALIZADAS	ACORDADOS	%	FAMÍLIA	CÍVEL	CRIMINAL	TOTAL	FAMÍLIA	CÍVEL	CRIMINAL	TOTAL	FAMÍLIA	CÍVEL	CRIMINAL	TOTAL	%	AGENDADAS	REALIZADAS	ACORDADOS	%	AGENDADAS	REALIZADAS	ACORDADOS	%
ABRE CAMPO	2	1	0	0,00%	42	8	0	50	42	8	0	50	19	1	0	20	40,00%	0	0	0		50	50	20	40,00%
AÇUCENA	93	91	23	25,27%	82	71	0	153	81	63	0	144	37	11	0	48	33,33%	0	0	0		153	144	48	33,33%
ALFENAS	45	5	2	40,00%	2	63	0	65	0	63	0	63	0	5	0	5	7,94%	0	0	0		65	63	5	7,94%
ALTO RIO DOCE	48	48	10	20,83%	2	17	16	35	2	13	16	31	0	4	7	11	35,48%	0	0	0		35	31	11	35,48%
BARÃO DE COCAIS	76	68	15	22,06%	31	8	0	39	27	8	0	35	14	1	0	15	42,86%	0	0	0		39	35	15	42,86%
BARBACENA	29	17	11	64,71%	0	62	0	62	0	62	0	62	0	4	0	4	6,45%	25	23	3	13,04%	87	85	7	8,24%
BELO HORIZONTE	487	241	182	75,52%	44	427	181	652	20	380	92	492	6	24	77	107	21,75%	1.951	1.936	352	18,18%	2.603	2.428	459	18,90%
BETIM	0	0	0		240	244	0	484	138	175	0	313	99	44	0	143	45,69%	310	304	59	19,41%	794	617	202	32,74%
BICAS	0	0	0		0	0	0	0	0	0	0	0	0	0	0	0		0	0	0		0	0	0	
BRUMADINHO	23	19	10	52,63%	15	8	0	23	13	3	0	16	8	1	0	9	56,25%	0	0	0		23	16	9	56,25%
CAETÉ	115	29	18	62,07%	29	3	0	32	18	2	0	20	11	1	0	12	60,00%	0	0	0		32	20	12	60,00%
CAMPO BELO	276	276	33	11,96%	35	12	0	47	35	12	0	47	17	3	0	20	42,55%	0	0	0		47	47	20	42,55%
CAPINÓPOLIS	0	0	0		0	0	0	0	0	0	0	0	0	0	0	0		0	0	0		0	0	0	
CARANGOLA	0	0	0		24	11	0	35	24	11	0	35	11	2	0	13	37,14%	0	0	0		35	35	13	37,14%
CARATINGA	0	0	0		0	0	0	0	0	0	0	0	0	0	0	0		61	60	16	26,67%	61	60	16	26,67%
CARMO DO CAJURU	23	21	9	42,86%	92	3	0	95	80	3	0	83	12	1	0	13	15,66%	0	0	0		95	83	13	15,66%
CARMO DO PARANAÍBA	0	0	0		0	0	0	0	0	0	0	0	0	0	0	0		0	0	0		0	0	0	
CARMÓPOLIS DE MINAS	0	0	0		0	0	0	0	0	0	0	0	0	0	0	0		0	0	0		0	0	0	
CEJUSC 2 GRAU	0	0	0		0	0	0	0	0	0	0	0	0	0	0	0		0	0	0		0	0	0	
CONCEIÇÃO DO MATO DENTRO	0	0	0		0	0	0	0	0	0	0	0	0	0	0	0		0	0	0		0	0	0	
CONSELHEIRO LAFAIETE	92	92	0	0,00%	116	65	0	181	116	65	0	181	52	7	0	59	32,60%	150	145	41	28,28%	331	326	100	30,67%
CONTAGEM	20	20	15	75,00%	277	223	0	500	139	139	0	278	119	16	0	135	48,56%	220	219	28	12,79%	720	497	163	32,80%
CORINTO	0	0	0		0	0	0	0	0	0	0	0	0	0	0	0		0	0	0		0	0	0	
COROMANDEL	43	25	21	84,00%	16	10	44	70	16	10	44	70	13	7	41	61	87,14%	0	0	0		70	70	61	87,14%
CORONEL FABRICIANO	11	0	0		90	0	0	90	62	0	0	62	29	0	0	29	46,77%	0	0	0		90	62	29	46,77%
CURVELO	33	33	18	54,55%	47	30	32	109	30	14	22	66	15	1	18	34	51,52%	0	0	0		109	66	34	51,52%
DIAMANTINA	0	0	0		58	17	0	75	37	13	0	50	26	0	0	26	52,00%	0	0	0		75	50	26	52,00%
DIVINÓPOLIS	0	0	0		0	0	0	0	0	0	0	0	0	0	0	0		0	0	0		0	0	0	
ESPERA FELIZ	0	0	0		0	0	0	0	0	0	0	0	0	0	0	0		0	0	0		0	0	0	
EXTREMA	0	0	0		0	0	0	0	0	0	0	0	0	0	0	0		0	0	0		0	0	0	
FORMIGA	0	0	0		0	0	0	0	0	0	0	0	0	0	0	0		0	0	0		0	0	0	
FRUTAL	0	0	0		24	17	0	41	10	10	0	20	6	2	0	8	40,00%	0	0	0		41	20	8	40,00%
GALILÉIA	0	0	0		9	245	0	254	6	245	0	251	4	80	0	84	33,47%	0	0	0		254	251	84	33,47%
GOVERNADOR VALADARES	479	169	160	94,67%	278	707	0	985	190	300	0	490	167	23	0	190	38,78%	130	126	25	19,84%	1.115	616	215	34,90%
GUANHÃES	0	0	0		29	0	0	29	28	0	0	28	11	0	0	11	39,29%	0	0	0		29	28	11	39,29%
GUARANI	4	4	3	75,00%	15	25	28	68	14	25	28	67	7	3	14	24	35,82%	0	0	0		68	67	24	35,82%

GUAXUPÉ	0	0	0		0	0	0	0	0	0	0	0	0	0	0	0	0	0	0	0	0	0	0	0	0
IGARAPÉ	2	0	0		45	42	0	87	42	41	0	83	15	3	0	18	21,69%	0	0	0		87	83	18	21,69%
IPANEMA	0	0	0		0	0	0	0	0	0	0	0	0	0	0	0		0	0	0		0	0	0	
ITABIRA	163	86	45	52,33%	27	30	0	57	16	16	0	32	12	2	0	14	43,75%	30	26	14	53,85%	87	58	28	48,28%
ITAJUBÁ	3	3	1	33,33%	100	50	0	150	93	49	0	142	44	6	0	50	35,21%	0	0	0		150	142	50	35,21%
ITAÚNA	0	0	0		58	55	0	113	48	46	0	94	33	8	0	41	43,62%	0	0	0		113	94	41	43,62%
ITUUTABA	0	0	0		0	0	0	0	0	0	0	0	0	0	0	0		0	0	0		0	0	0	
ITUMIRIM	0	0	0		0	0	0	0	0	0	0	0	0	0	0	0		0	0	0		0	0	0	
ITURAMA	0	0	0		0	0	0	0	0	0	0	0	0	0	0	0		0	0	0		0	0	0	
JUIZ DE FORA	77	62	55	88,71%	149	199	0	348	137	158	0	295	61	27	0	88	29,83%	350	341	56	16,42%	698	636	144	22,64%
LAGOA SANTA	1	1	1	100,00%	17	52	4	73	17	52	4	73	4	1	2	7	9,59%	0	0	0		73	73	7	9,59%
LAMBARI	4	2	1	50,00%	11	18	0	29	2	13	0	15	0	3	0	3	20,00%	0	0	0		29	15	3	20,00%
LAVRAS	0	0	0		65	42	0	107	46	30	0	76	29	5	0	34	44,74%	0	0	0		107	76	34	44,74%
MALACACHETA	51	27	25	92,59%	1	20	35	56	1	17	30	48	1	6	27	34	70,83%	0	0	0		56	48	34	70,83%
MONTE CARMELO	10	4	3	75,00%	40	143	7	190	34	110	4	148	22	20	3	45	30,41%	0	0	0		190	148	45	30,41%
MONTES CLAROS	11	7	4	57,14%	0	129	0	129	0	89	0	89	0	10	0	10	11,24%	160	154	44	28,57%	289	243	54	22,22%
MURIAÉ	0	0	0		0	0	0	0	0	0	0	0	0	0	0	0		0	0	0		0	0	0	
NEPOMUCENO	10	10	2	20,00%	40	12	13	65	40	12	13	65	30	3	4	37	56,92%	0	0	0		65	65	37	56,92%
OLIVEIRA	0	0	0		34	17	0	51	29	14	0	43	20	4	0	24	55,81%	0	0	0		51	43	24	55,81%
PARACATU	0	0	0		108	49	0	157	51	31	0	82	42	8	0	50	60,98%	0	0	0		157	82	50	60,98%
PASSA QUATRO	6	6	6	100,00%	11	36	4	51	11	28	4	43	9	12	4	25	58,14%	0	0	0		51	43	25	58,14%
PASSA TEMPO	0	0	0		0	0	0	0	0	0	0	0	0	0	0	0		0	0	0		0	0	0	
PASSOS	91	63	31	49,21%	52	144	0	196	17	105	0	122	9	3	0	12	9,84%	0	0	0		196	122	12	9,84%
PATOS DE MINAS	37	10	2	20,00%	94	13	0	107	72	8	0	80	46	0	0	46	57,50%	110	104	49	47,12%	217	184	95	51,63%
PATROCÍNIO	323	47	39	82,98%	39	26	0	65	30	23	0	53	19	6	0	25	47,17%	0	0	0		65	53	25	47,17%
POMPÉU	0	0	0		0	0	0	0	0	0	0	0	0	0	0	0		0	0	0		0	0	0	
PONTE NOVA	0	0	0		0	0	0	0	0	0	0	0	0	0	0	0		0	0	0		0	0	0	
POUSO ALEGRE	0	0	0		133	103	0	236	127	103	0	230	38	31	0	69	30,00%	120	119	27	22,69%	356	349	96	27,51%
PRATÁPOLIS	0	0	0		13	19	0	32	6	12	0	18	5	6	0	11	61,11%	0	0	0		32	18	11	61,11%
PRESIDENTE OLEGÁRIO	0	0	0		0	0	0	0	0	0	0	0	0	0	0	0		0	0	0		0	0	0	
RIO POMBA	0	0	0		0	0	0	0	0	0	0	0	0	0	0	0		0	0	0		0	0	0	
SABARÁ	0	0	0		0	0	0	0	0	0	0	0	0	0	0	0		0	0	0		0	0	0	
SACRAMENTO	0	0	0		0	0	0	0	0	0	0	0	0	0	0	0		0	0	0		0	0	0	
SANTA BÁRBARA	31	14	6	42,86%	30	16	0	46	24	15	0	39	9	6	0	15	38,46%	0	0	0		46	39	15	38,46%
SANTA LUZIA	0	0	0		110	85	0	195	110	85	0	195	35	3	0	38	19,49%	180	176	33	18,75%	375	371	71	19,14%
SANTA RITA DO SAPUCAÍ	0	0	0		0	0	0	0	0	0	0	0	0	0	0	0		0	0	0		0	0	0	
SANTO ANTÔNIO DO MONTE	0	0	0		7	18	0	25	5	15	0	20	3	7	0	10	50,00%	0	0	0		25	20	10	50,00%
SÃO JOÃO DEL REI	27	23	18	78,26%	82	71	0	153	81	63	0	144	37	11	0	48	33,33%	140	134	38	28,36%	293	278	86	30,94%
SÃO SEBASTIÃO DO PARAÍSO	3	3	2	66,67%	85	33	0	118	72	27	0	99	47	6	0	53	53,54%	0	0	0		118	99	53	53,54%
SERRO	61	61	18	29,51%	5	0	4	9	5	0	4	9	2	0	2	4	44,44%	0	0	0		9	9	4	44,44%
TEÓFILO OTONI	8	4	2	50,00%	81	49	0	130	42	44	0	86	37	6	0	43	50,00%	120	114	41	35,96%	250	200	84	42,00%
TIROS	0	0	0		0	0	0	0	0	0	0	0	0	0	0	0		0	0	0		0	0	0	

TOMBOS		3	3	1	33,33%	11	2	0	13	8	2	0	10	5	0	0	5	50,00%	0	0	0		13	10	5	50,00%
TUPACIGUARA		0	0	0		16	104	0	120	16	102	0	118	6	22	0	28	23,73%	0	0	0		120	118	28	23,73%
UBÁ		17	9	8	88,89%	37	63	0	100	28	39	0	67	22	9	0	31	46,27%	70	66	18	27,27%	170	133	49	36,84%
UBERABA		0	0	0		225	187	0	412	120	103	0	223	76	20	0	96	43,05%	370	367	88	23,98%	782	590	184	31,19%
UBERLÂNDIA		0	0	0		183	124	0	307	183	124	0	307	66	46	0	112	36,48%	110	104	30	28,85%	417	411	142	34,55%
VARGINHA		1	1	1	100,00%	23	48	0	71	17	26	0	43	12	3	0	15	34,88%	18	15	8	53,33%	89	58	23	39,66%
VÁRZEA DA PALMA		0	0	0		0	0	0	0	0	0	0	0	0	0	0	0		0	0	0		0	0	0	
VAZANTE		0	0	0		0	0	0	0	0	0	0	0	0	0	0	0		0	0	0		0	0	0	
VESPASIANO		3	3	2	66,67%	42	21	0	63	25	9	0	34	7	2	0	9	26,47%	56	50	9	18,00%	119	84	18	21,43%
VIÇOSA		33	21	14	66,67%	46	40	0	86	35	31	0	66	21	3	0	24	36,36%	0	0	0		86	66	24	36,36%
VIRGINÓPOLIS		61	61	19	31,15%	36	0	0	36	36	0	0	36	19	0	0	19	52,78%	0	0	0		36	36	19	52,78%
VISCONDE DO RIO BRANCO		27	10	5	50,00%	49	18	0	67	41	16	0	57	19	3	0	22	38,60%	0	0	0		67	57	22	38,60%
<b>TOTAL</b>		<b>2.963</b>	<b>1.700</b>	<b>841</b>	<b>49,47%</b>	<b>3.702</b>	<b>4.354</b>	<b>368</b>	<b>8.424</b>	<b>2.795</b>	<b>3.282</b>	<b>261</b>	<b>6.338</b>	<b>1.545</b>	<b>552</b>	<b>199</b>	<b>2.296</b>	<b>36,23%</b>	<b>4.681</b>	<b>4.583</b>	<b>979</b>	<b>21,36%</b>	<b>13.105</b>	<b>10.921</b>	<b>3.275</b>	<b>29,99%</b>



Outubro/2016

CONCILIAÇÃO

COMARCA	PRE-PROCESSUAL				PROCESSUAL																						
	AGENDADAS	REALIZADAS	ACORDADOS	%	FÍSICO															Pje				TOTAL			
					AGENDADAS				REALIZADAS				ACORDADAS				%	AGENDADAS	REALIZADAS	ACORDADOS	%	AGENDADAS	REALIZADAS	ACORDADOS	%		
FAMÍLIA	CÍVEL	CRIMINAL	TOTAL	FAMÍLIA	CÍVEL	CRIMINAL	TOTAL	FAMÍLIA	CÍVEL	CRIMINAL	TOTAL	%	AGENDADAS	REALIZADAS	ACORDADOS	%	AGENDADAS	REALIZADAS	ACORDADOS	%							
ABRE CAMPO	0	0	0		84	18	0	102	84	18	0	102	32	2	0	34	33,33%	0	0	0		102	102	34	33,33%		
AÇUCENA	64	64	26	40,63%	31	17	0	48	31	17	0	48	12	7	0	19	39,58%	0	0	0		48	48	19	39,58%		
ALFENAS	36	4	2	50,00%	1	28	0	29	0	28	0	28	0	0	0	0	0,00%	0	0	0		29	28	0	0,00%		
ALTO RIO DOCE	37	37	13	35,14%	12	29	8	49	12	27	8	47	4	5	4	13	27,66%	0	0	0		49	47	13	27,66%		
BARÃO DE COCAIS	80	54	15	27,78%	31	7	0	38	23	6	0	29	15	1	0	16	55,17%	0	0	0		38	29	16	55,17%		
BARBACENA	6	9	8	88,89%	0	63	0	63	0	63	0	63	0	13	0	13	20,63%	15	11	0	0,00%	78	74	13	17,57%		
BELO HORIZONTE	632	282	216	76,60%	45	322	211	578	23	186	96	305	12	41	28	81	26,56%	2.251	2.240	377	16,83%	2.829	2.545	458	18,00%		
BETIM	0	0	0		242	202	0	444	140	135	0	275	89	5	0	94	34,18%	330	323	58	17,96%	774	598	152	25,42%		
BICAS	0	0	0		0	0	0	0	0	0	0	0	0	0	0	0		0	0	0		0	0	0			
BRUMADINHO	11	10	6	60,00%	13	15	0	28	13	14	0	27	5	0	0	5	18,52%	0	0	0		28	27	5	18,52%		
CAETÉ	135	26	17	65,38%	22	23	0	45	14	11	0	25	11	1	0	12	48,00%	0	0	0		45	25	12	48,00%		
CAMPO BELO	145	145	15	10,34%	48	20	0	68	48	20	0	68	25	4	0	29	42,65%	0	0	0		68	68	29	42,65%		
CAPINÓPOLIS	0	0	0		0	0	0	0	0	0	0	0	0	0	0	0		0	0	0		0	0	0			
CARANGOLA	0	0	0		24	24	0	48	17	20	0	37	9	0	0	9	24,32%	0	0	0		48	37	9	24,32%		
CARATINGA	0	0	0		0	0	0	0	0	0	0	0	0	0	0	0		50	47	8	17,02%	50	47	8	17,02%		
CARMO DO CAJURU	17	10	5	50,00%	77	5	0	82	65	2	0	67	21	1	0	22	32,84%	0	0	0		82	67	22	32,84%		
CARMO DO PARANAÍBA	0	0	0		0	0	0	0	0	0	0	0	0	0	0	0		0	0	0		0	0	0			
CARMÓPOLIS DE MINAS	0	0	0		0	0	0	0	0	0	0	0	0	0	0	0		0	0	0		0	0	0			
CEJUSC 2 GRAU	0	0	0		0	1	0	1	0	1	0	1	0	1	0	1	100,00%	0	0	0		1	1	1	100,00%		
CONCEIÇÃO DO MATO DENTRO	0	0	0		0	0	0	0	0	0	0	0	0	0	0	0		0	0	0		0	0	0			
CONSELHEIRO LAFAIETE	0	0	0		102	74	0	176	102	74	0	176	41	3	0	44	25,00%	140	136	34	25,00%	316	312	78	25,00%		
CONTAGEM	34	34	22	64,71%	244	351	0	595	182	182	0	364	103	25	0	128	35,16%	280	278	32	11,51%	875	642	160	24,92%		
CORINTO	0	0	0		0	0	0	0	0	0	0	0	0	0	0	0		0	0	0		0	0	0			
COROMANDEL	58	40	31	77,50%	8	7	44	59	8	7	44	59	6	5	40	51	86,44%	0	0	0		59	59	51	86,44%		
CORONEL FABRICIANO	32	15	7	46,67%	57	50	0	107	44	29	0	73	28	8	0	36	49,32%	5	5	2	40,00%	112	78	38	48,72%		
CURVELO	38	38	22	57,89%	60	22	0	82	36	17	0	53	8	2	0	10	18,87%	0	0	0		82	53	10	18,87%		
DIAMANTINA	0	0	0		64	17	0	81	41	7	0	48	31	5	0	36	75,00%	0	0	0		81	48	36	75,00%		
DIVINÓPOLIS	0	0	0		0	0	0	0	0	0	0	0	0	0	0	0		0	0	0		0	0	0			
ESPERA FELIZ	0	0	0		0	0	0	0	0	0	0	0	0	0	0	0		0	0	0		0	0	0			
EXTREMA	0	0	0		0	0	0	0	0	0	0	0	0	0	0	0		0	0	0		0	0	0			
FORMIGA	0	0	0		0	0	0	0	0	0	0	0	0	0	0	0		0	0	0		0	0	0			
FRUTAL	0	0	0		43	64	0	107	24	42	0	66	13	1	0	14	21,21%	0	0	0		107	66	14	21,21%		
GALILÉIA	0	0	0		13	57	0	70	6	57	0	63	5	4	0	9	14,29%	0	0	0		70	63	9	14,29%		
GOVERNADOR VALADARES	44	20	12	60,00%	117	182	0	299	59	163	0	222	43	10	0	53	23,87%	115	110	25	22,73%	414	332	78	23,49%		
GUANHÃES	0	0	0		15	0	0	15	15	0	0	15	5	0	0	5	33,33%	0	0	0		15	15	5	33,33%		
GUARANI	3	3	2	66,67%	19	32	22	73	19	28	20	67	11	1	4	16	23,88%	0	0	0		73	67	16	23,88%		

GUAXUPÉ	0	0	0		0	0	0	0	0	0	0	0	0	0	0	0	0	0	0	0	0	0	0	0	0	0
IGARAPÉ	4	3	1	33,33%	43	37	0	80	38	26	0	64	12	0	0	12	18,75%	0	0	0		80	64	12	18,75%	
IPANEMA	0	0	0		0	0	0	0	0	0	0	0	0	0	0	0		0	0	0		0	0	0		
ITABIRA	42	33	31	93,94%	24	18	0	42	20	13	0	33	18	13	0	31	93,94%	20	14	4	28,57%	62	47	35	74,47%	
ITAJUBÁ	3	3	1	33,33%	79	34	0	113	47	20	0	67	38	4	0	42	62,69%	0	0	0		113	67	42	62,69%	
ITAÚNA	0	0	0		60	43	0	103	47	42	0	89	33	3	0	36	40,45%	0	0	0		103	89	36	40,45%	
ITUJUTABA	0	0	0		0	0	0	0	0	0	0	0	0	0	0	0		0	0	0		0	0	0		
ITUMIRIM	0	0	0		0	0	0	0	0	0	0	0	0	0	0	0		0	0	0		0	0	0		
ITURAMA	0	0	0		0	0	0	0	0	0	0	0	0	0	0	0		0	0	0		0	0	0		
JUIZ DE FORA	70	54	38	70,37%	252	243	0	495	189	187	0	376	114	18	0	132	35,11%	441	431	82	19,03%	936	807	214	26,52%	
LAGOA SANTA	0	0	0		27	43	6	76	27	43	6	76	4	3	4	11	14,47%	0	0	0		76	76	11	14,47%	
LAMBARI	2	2	1	50,00%	16	12	0	28	15	11	0	26	8	2	0	10	38,46%	0	0	0		28	26	10	38,46%	
LAVRAS	0	0	0		48	38	0	86	39	28	0	67	29	7	0	36	53,73%	0	0	0		86	67	36	53,73%	
MALACACHETA	104	33	23	69,70%	57	5	23	85	51	3	19	73	40	3	18	61	83,56%	0	0	0		85	73	61	83,56%	
MONTE CARMELO	9	3	3	100,00%	12	87	12	111	11	73	8	92	9	9	7	25	27,17%	0	0	0		111	92	25	27,17%	
MONTES CLAROS	12	8	4	50,00%	0	89	0	89	0	62	0	62	0	7	0	7	11,29%	160	158	26	16,46%	249	220	33	15,00%	
MURIAÉ	0	0	0		0	0	0	0	0	0	0	0	0	0	0	0		0	0	0		0	0	0		
NEPOMUCENO	10	10	2	20,00%	8	15	9	32	8	15	9	32	10	10	3	23	71,88%	0	0	0		32	32	23	71,88%	
OLIVEIRA	0	0	0		31	33	0	64	22	28	0	50	14	4	0	18	36,00%	0	0	0		64	50	18	36,00%	
PARACATU	0	0	0		106	1	0	107	74	0	0	74	57	0	0	57	77,03%	0	0	0		107	74	57	77,03%	
PASSA QUATRO	2	2	2	100,00%	18	41	3	62	18	35	2	55	13	9	2	24	43,64%	0	0	0		62	55	24	43,64%	
PASSA TEMPO	0	0	0		0	0	0	0	0	0	0	0	0	0	0	0		0	0	0		0	0	0		
PASSOS	37	11	5	45,45%	107	219	0	326	69	167	0	236	34	8	0	42	17,80%	0	0	0		326	236	42	17,80%	
PATOS DE MINAS	15	5	4	80,00%	66	30	0	96	66	24	0	90	30	2	0	32	35,56%	120	115	32	27,83%	216	205	64	31,22%	
PATROCÍNIO	5	5	3	60,00%	37	53	0	90	27	35	0	62	18	4	0	22	35,48%	0	0	0		90	62	22	35,48%	
POMPÉU	0	0	0		0	0	0	0	0	0	0	0	0	0	0	0		0	0	0		0	0	0		
PONTE NOVA	0	0	0		0	0	0	0	0	0	0	0	0	0	0	0		0	0	0		0	0	0		
POUSO ALEGRE	2	1	1	100,00%	94	135	0	229	88	130	0	218	34	53	0	87	39,91%	120	118	36	30,51%	349	336	123	36,61%	
PRATÁPOLIS	16	8	5	62,50%	13	19	0	32	6	12	0	18	5	6	0	11	61,11%	0	0	0		32	18	11	61,11%	
PRESIDENTE OLEGÁRIO	0	0	0		0	0	0	0	0	0	0	0	0	0	0	0		0	0	0		0	0	0		
RIO POMBA	0	0	0		0	0	0	0	0	0	0	0	0	0	0	0		0	0	0		0	0	0		
SABARÁ	0	0	0		0	0	0	0	0	0	0	0	0	0	0	0		0	0	0		0	0	0		
SACRAMENTO	0	0	0		0	0	0	0	0	0	0	0	0	0	0	0		0	0	0		0	0	0		
SANTA BÁRBARA	18	9	6	66,67%	26	9	0	35	17	8	0	25	9	0	0	9	36,00%	0	0	0		35	25	9	36,00%	
SANTA LUZIA	0	0	0		110	85	0	195	110	85	0	195	35	3	0	38	19,49%	160	158	33	20,89%	355	353	71	20,11%	
SANTA RITA DO SAPUCAÍ	0	0	0		15	7	0	22	5	1	0	6	7	0	0	7	116,67%	0	0	0		22	6	7	116,67%	
SANTO ANTÔNIO DO MONTE	0	0	0		3	14	0	17	3	14	0	17	2	3	0	5	29,41%	0	0	0		17	17	5	29,41%	
SÃO JOÃO DEL REI	23	23	9	39,13%	31	17	0	48	31	17	0	48	12	7	0	19	39,58%	40	34	9	26,47%	88	82	28	34,15%	
SÃO SEBASTIÃO DO PARAÍSO	5	4	2	50,00%	68	40	0	108	59	31	0	90	25	5	0	30	33,33%	0	0	0		108	90	30	33,33%	
SERRO	32	32	18	56,25%	0	1	0	1	0	1	0	1	0	0	0	0	0,00%	0	0	0		1	1	0	0,00%	
TEÓFILO OTONI	7	4	3	75,00%	107	42	0	149	56	28	0	84	40	7	0	47	55,95%	100	98	26	26,53%	249	182	73	40,11%	
TIROS	0	0	0		0	0	0	0	0	0	0	0	0	0	0	0		0	0	0		0	0	0		



TOMBOS	5	2	2	100,00%	14	7	0	21	11	3	0	14	6	0	0	6	42,86%	0	0	0		21	14	6	42,86%
TUPACIGUARA	0	0	0		35	60	0	95	32	40	0	72	10	3	0	13	18,06%	0	0	0		95	72	13	18,06%
UBÁ	22	7	5	71,43%	38	69	0	107	30	47	0	77	23	9	0	32	41,56%	70	69	8	11,59%	177	146	40	27,40%
UBERABA	0	0	0		153	299	0	452	79	141	0	220	49	24	0	73	33,18%	370	361	74	20,50%	822	581	147	25,30%
UBERLÂNDIA	0	0	0		122	0	0	122	122	0	0	122	40	0	0	40	32,79%	80	76	15	19,74%	202	198	55	27,78%
VARGINHA	0	0	0		54	66	0	120	31	37	0	68	22	2	0	24	35,29%	50	40	16	40,00%	170	108	40	37,04%
VÁRZEA DA PALMA	0	0	0		0	0	0	0	0	0	0	0	0	0	0	0		0	0	0		0	0	0	
VAZANTE	0	0	0		0	0	0	0	0	0	0	0	0	0	0	0		0	0	0		0	0	0	
VESPASIANO	3	3	2	66,67%	27	48	0	75	20	36	0	56	15	1	0	16	28,57%	70	64	10	15,63%	145	120	26	21,67%
VIÇOSA	43	23	14	60,87%	43	35	0	78	31	23	0	54	19	3	0	22	40,74%	0	0	0		78	54	22	40,74%
VIRGINÓPOLIS	6	6	4	66,67%	60	0	14	74	60	0	14	74	38	0	12	50	67,57%	0	0	0		74	74	50	67,57%
VISCONDE DO RIO BRANCO	1	1	0	0,00%	54	35	0	89	39	24	0	63	16	4	0	20	31,75%	0	0	0		89	63	20	31,75%
<b>TOTAL</b>	<b>1.870</b>	<b>1.086</b>	<b>608</b>	<b>55,99%</b>	<b>3.430</b>	<b>3.659</b>	<b>352</b>	<b>7.441</b>	<b>2.604</b>	<b>2.644</b>	<b>226</b>	<b>5.474</b>	<b>1.417</b>	<b>381</b>	<b>122</b>	<b>1.920</b>	<b>35,07%</b>	<b>4.987</b>	<b>4.886</b>	<b>907</b>	<b>18,56%</b>	<b>12.428</b>	<b>10.360</b>	<b>2.827</b>	<b>27,29%</b>



Novembro/2016

CONCILIAÇÃO

COMARCA	PRE-PROCESSUAL				PROCESSUAL																				
					FÍSICO												Pje				TOTAL				
					AGENDADAS				REALIZADAS				ACORDADAS												
	AGENDADAS	REALIZADAS	ACORDADOS	%	FAMÍLIA	CÍVEL	CRIMINAL	TOTAL	FAMÍLIA	CÍVEL	CRIMINAL	TOTAL	FAMÍLIA	CÍVEL	CRIMINAL	TOTAL	%	AGENDADAS	REALIZADAS	ACORDADOS	%	AGENDADAS	REALIZADAS	ACORDADOS	%
ABRE CAMPO	0	0	0		59	12	0	71	36	8	0	44	27	1	0	28	63,64%	0	0	0		71	44	28	63,64%
AÇUCENA	76	76	27	35,53%	74	87	0	161	70	85	0	155	22	8	0	30	19,35%	0	0	0		161	155	30	19,35%
ALFENAS	10	5	1	20,00%	4	88	0	92	0	88	0	88	0	13	0	13	14,77%	10	8	0	0,00%	102	96	13	13,54%
ALTO RIO DOCE	42	16	9	56,25%	14	24	7	45	11	13	5	29	4	8	3	15	51,72%	0	0	0		45	29	15	51,72%
BARÃO DE COCAIS	73	53	14	26,42%	27	15	2	44	21	14	1	36	10	14	1	25	69,44%	0	0	0		44	36	25	69,44%
BARBACENA	9	10	1	10,00%	0	217	0	217	0	217	0	217	0	28	0	28	12,90%	50	42	6	14,29%	267	259	34	13,13%
BELO HORIZONTE	1.292	500	344	68,80%	54	305	144	503	17	191	82	290	10	27	45	82	28,28%	2.200	2.182	438	20,07%	2.703	2.472	520	21,04%
BETIM	0	0	0		295	194	0	489	169	142	0	311	110	11	0	121	38,91%	380	371	65	17,52%	869	682	186	27,27%
BICAS	5	4	2	50,00%	11	44	0	55	11	44	0	55	4	9	0	13	23,64%	0	0	0		55	55	13	23,64%
BRUMADINHO	8	4	3	75,00%	37	84	0	121	20	74	0	94	8	7	0	15	15,96%	0	0	0		121	94	15	15,96%
CAETÉ	165	32	20	62,50%	25	15	0	40	17	6	0	23	11	0	0	11	47,83%	0	0	0		40	23	11	47,83%
CAMPO BELO	19	19	9	47,37%	36	10	0	46	36	10	0	46	21	0	0	21	45,65%	0	0	0		46	46	21	45,65%
CAPINÓPOLIS	0	0	0		0	0	0	0	0	0	0	0	0	0	0	0		0	0	0		0	0	0	
CARANGOLA	0	0	0		149	87	0	236	83	56	0	139	49	9	0	58	41,73%	0	0	0		236	139	58	41,73%
CARATINGA	0	0	0		0	0	0	0	0	0	0	0	0	0	0	0		60	52	9	17,31%	60	52	9	17,31%
CARMO DO CAJURU	49	46	17	36,96%	51	4	0	55	47	4	0	51	13	1	0	14	27,45%	0	0	0		55	51	14	27,45%
CARMO DO PARANAÍBA	0	0	0		0	0	0	0	0	0	0	0	0	0	0	0		0	0	0		0	0	0	
CARMÓPOLIS DE MINAS	0	0	0		0	0	0	0	0	0	0	0	0	0	0	0		0	0	0		0	0	0	
CEJUSC 2 GRAU	0	0	0		0	0	0	0	0	9	0	9	0	10	0	10	111,11%	0	0	0		0	9	10	111,11%
CONCEIÇÃO DO MATO DENTRO	0	0	0		0	0	0	0	0	0	0	0	0	0	0	0		0	0	0		0	0	0	
CONSELHEIRO LAFAIETE	0	0	0		98	76	0	174	98	76	0	174	45	8	0	53	30,46%	120	111	31	27,93%	294	285	84	29,47%
CONTAGEM	28	20	12	60,00%	256	379	0	635	183	184	0	367	128	15	0	143	38,96%	290	280	34	12,14%	925	647	177	27,36%
CORINTO	43	16	15	93,75%	42	28	52	122	38	28	45	111	36	21	44	101	90,99%	0	0	0		122	111	101	90,99%
COROMANDEL	57	53	46	86,79%	14	34	22	70	10	23	18	51	5	15	17	37	72,55%	0	0	0		70	51	37	72,55%
CORONEL FABRICIANO	26	15	9	60,00%	71	65	0	136	52	26	0	78	26	2	0	28	35,90%	50	49	13	26,53%	186	127	41	32,28%
CURVELO	37	37	11	29,73%	67	24	24	115	47	18	20	85	30	2	18	50	58,82%	0	0	0		115	85	50	58,82%
DIAMANTINA	0	0	0		82	22	0	104	48	9	0	57	37	4	0	41	71,93%	0	0	0		104	57	41	71,93%
DIVINÓPOLIS	11	11	7	63,64%	0	132	0	132	0	132	0	132	0	9	0	9	6,82%	70	60	6	10,00%	202	192	15	7,81%
ESPERA FELIZ	0	0	0		0	0	0	0	0	0	0	0	0	0	0	0		0	0	0		0	0	0	
EXTREMA	11	6	3	50,00%	8	24	0	32	7	22	0	29	6	5	0	11	37,93%	0	0	0		32	29	11	37,93%
FORMIGA	0	0	0		0	0	0	0	0	0	0	0	0	0	0	0		0	0	0		0	0	0	
FRUTAL	0	0	0		62	50	0	112	38	40	0	78	18	3	0	21	26,92%	0	0	0		112	78	21	26,92%
GALILÉIA	11	11	3	27,27%	19	52	0	71	14	52	0	66	9	36	0	45	68,18%	0	0	0		71	66	45	68,18%
GOVERNADOR VALADARES	619	229	151	65,94%	253	347	0	600	183	338	0	521	156	127	0	283	54,32%	110	108	19	17,59%	710	629	302	48,01%
GUANHÃES	0	0	0		24	0	0	24	24	0	0	24	12	0	0	12	50,00%	0	0	0		24	24	12	50,00%
GUARANI	22	19	15	78,95%	10	29	22	61	10	29	22	61	7	4	11	22	36,07%	0	0	0		61	61	22	36,07%

GUAXUPÉ	70	45	12	26,67%	4	0	0	4	2	0	0	2	2	0	0	2	100,00%	0	0	0		4	2	2	100,00%
IGARAPÉ	1	1	0	0,00%	38	39	0	77	35	33	0	68	18	2	0	20	29,41%	0	0	0		77	68	20	29,41%
IPANEMA	0	0	0		170	6	0	176	170	6	0	176	11	1	0	12	6,82%	0	0	0		176	176	12	6,82%
ITABIRA	125	58	45	77,59%	0	0	0	0	0	0	0	0	0	0	0	0		30	27	9	33,33%	30	27	9	33,33%
ITAJUBÁ	3	3	3	100,00%	87	51	0	138	66	33	0	99	54	13	0	67	67,68%	0	0	0		138	99	67	67,68%
ITAÚNA	0	0	0		142	242	0	384	113	220	0	333	82	56	0	138	41,44%	0	0	0		384	333	138	41,44%
ITUJUTABA	0	0	0		0	0	0	0	0	0	0	0	0	0	0	0		0	0	0		0	0	0	
ITUMIRIM	0	0	0		24	6	10	40	24	6	10	40	14	2	5	21	52,50%	0	0	0		40	40	21	52,50%
ITURAMA	0	0	0		39	62	99	200	39	62	99	200	17	7	39	63	31,50%	0	0	0		200	200	63	31,50%
JUIZ DE FORA	28	15	10	66,67%	162	292	0	454	132	214	0	346	66	29	0	95	27,46%	450	426	61	14,32%	904	772	156	20,21%
LAGOA SANTA	1	1	0	0,00%	57	107	0	164	57	107	0	164	17	3	0	20	12,20%	0	0	0		164	164	20	12,20%
LAMBARI	0	0	0		20	18	0	38	17	15	0	32	10	2	0	12	37,50%	0	0	0		38	32	12	37,50%
LAVRAS	0	0	0		59	75	0	134	45	55	0	100	24	14	0	38	38,00%	0	0	0		134	100	38	38,00%
MALACACHETA	6	5	4	80,00%	67	48	80	195	47	21	64	132	27	10	57	94	71,21%	0	0	0		195	132	94	71,21%
MONTE CARMELO	27	11	6	54,55%	36	126	5	167	31	91	4	126	17	21	3	41	32,54%	0	0	0		167	126	41	32,54%
MONTES CLAROS	18	11	6	54,55%	0	219	0	219	0	138	0	138	0	10	0	10	7,25%	190	182	48	26,37%	409	320	58	18,13%
MURIAÉ	3	2	2	100,00%	75	122	0	197	75	122	0	197	28	15	0	43	21,83%	0	0	0		197	197	43	21,83%
NEPOMUCENO	53	53	20	37,74%	18	23	2	43	18	23	2	43	20	4	2	26	60,47%	0	0	0		43	43	26	60,47%
OLIVEIRA	0	0	0		34	28	0	62	25	22	0	47	18	5	0	23	48,94%	0	0	0		62	47	23	48,94%
PARACATU	0	0	0		124	31	0	155	73	23	0	96	58	2	0	60	62,50%	0	0	0		155	96	60	62,50%
PASSA QUATRO	4	4	4	100,00%	17	14	2	33	17	14	2	33	6	3	1	10	30,30%	0	0	0		33	33	10	30,30%
PASSA TEMPO	0	0	0		0	0	0	0	0	0	0	0	0	0	0	0		0	0	0		0	0	0	
PASSOS	16	8	4	50,00%	60	117	10	187	39	114	3	156	19	3	2	24	15,38%	6	6	2	33,33%	193	162	26	16,05%
PATOS DE MINAS	39	9	5	55,56%	87	0	0	87	69	0	0	69	55	0	0	55	79,71%	130	123	43	34,96%	217	192	98	51,04%
PATROCÍNIO	9	3	1	33,33%	45	75	0	120	35	57	0	92	23	6	0	29	31,52%	0	0	0		120	92	29	31,52%
POMPÉU	0	0	0		0	0	0	0	0	0	0	0	0	0	0	0		0	0	0		0	0	0	
PONTE NOVA	0	0	0		0	0	0	0	0	0	0	0	0	0	0	0		0	0	0		0	0	0	
POUSO ALEGRE	7	4	2	50,00%	117	122	0	239	110	117	0	227	38	41	0	79	34,80%	100	96	23	23,96%	339	323	102	31,58%
PRATÁPOLIS	16	7	7	100,00%	32	70	0	102	25	69	0	94	13	45	0	58	61,70%	0	0	0		102	94	58	61,70%
PRESIDENTE OLEGÁRIO	0	0	0		0	0	0	0	0	0	0	0	0	0	0	0		0	0	0		0	0	0	
RIO POMBA	3	2	2	100,00%	7	4	0	11	3	1	0	4	2	1	0	3	75,00%	0	0	0		11	4	3	75,00%
SABARÁ	0	0	0		0	0	0	0	0	0	0	0	0	0	0	0		0	0	0		0	0	0	
SACRAMENTO	0	0	0		0	0	0	0	0	0	0	0	0	0	0	0		0	0	0		0	0	0	
SANTA BÁRBARA	23	17	13	76,47%	67	22	0	89	43	18	0	61	26	5	0	31	50,82%	0	0	0		89	61	31	50,82%
SANTA LUZIA	0	0	0		154	310	0	464	81	100	0	181	51	12	0	63	34,81%	240	233	48	20,60%	704	414	111	26,81%
SANTA RITA DO SAPUCAÍ	5	3	3	100,00%	10	6	0	16	6	2	0	8	5	1	0	6	75,00%	0	0	0		16	8	6	75,00%
SANTO ANTÔNIO DO MONTE	0	0	0		9	14	0	23	3	11	0	14	1	2	0	3	21,43%	0	0	0		23	14	3	21,43%
SÃO JOÃO DEL REI	6	4	2	50,00%	74	87	0	161	70	85	0	155	22	8	0	30	19,35%	150	142	27	19,01%	311	297	57	19,19%
SÃO SEBASTIÃO DO PARAÍSO	6	6	3	50,00%	71	126	0	197	60	117	0	177	40	23	0	63	35,59%	0	0	0		197	177	63	35,59%
SERRO	64	64	27	42,19%	32	10	3	45	32	10	3	45	14	1	1	16	35,56%	0	0	0		45	45	16	35,56%
TEÓFILO OTONI	9	5	4	80,00%	125	55	0	180	72	30	0	102	50	9	0	59	57,84%	130	128	46	35,94%	310	230	105	45,65%
TIROS	0	0	0		0	0	0	0	0	0	0	0	0	0	0	0		0	0	0		0	0	0	

TOMBOS		0	0	0		25	24	0	49	22	23	0	45	11	3	0	14	31,11%	0	0	0		49	45	14	31,11%
TUPACIGUARA		2	2	2	100,00%	26	35	0	61	25	33	0	58	14	6	0	20	34,48%	0	0	0		61	58	20	34,48%
UBÁ		31	8	7	87,50%	29	136	0	165	17	72	0	89	12	25	0	37	41,57%	110	105	31	29,52%	275	194	68	35,05%
UBERABA		0	0	0		152	253	0	405	93	103	0	196	61	19	0	80	40,82%	360	353	65	18,41%	765	549	145	26,41%
UBERLÂNDIA		0	0	0		1.740	0	0	1.740	1.386	0	0	1.386	611	0	0	611	44,08%	170	166	56	33,73%	1.910	1.552	667	42,98%
VARGINHA		2	1	1	100,00%	45	61	0	106	25	36	0	61	21	5	0	26	42,62%	40	32	16	50,00%	146	93	42	45,16%
VÁRZEA DA PALMA		0	0	0		0	0	0	0	0	0	0	0	0	0	0	0		0	0	0		0	0	0	
VAZANTE		0	0	0		0	0	0	0	0	0	0	0	0	0	0	0		0	0	0		0	0	0	
VESPASIANO		1	1	1	100,00%	86	55	0	141	48	39	0	87	30	3	0	33	37,93%	137	135	34	25,19%	278	222	67	30,18%
VIÇOSA		50	31	14	45,16%	46	62	0	108	30	49	0	79	20	4	0	24	30,38%	0	0	0		108	79	24	30,38%
VIRGINÓPOLIS		57	16	11	68,75%	0	0	0	0	0	0	0	0	0	0	0	0		0	0	0		0	0	0	
VISCONDE DO RIO BRANCO		2	2	1	50,00%	60	78	0	138	46	45	0	91	23	14	0	37	40,66%	0	0	0		138	91	37	40,66%
<b>TOTAL</b>		<b>3.300</b>	<b>1.584</b>	<b>941</b>	<b>59,41%</b>	<b>6.114</b>	<b>5.679</b>	<b>484</b>	<b>12.277</b>	<b>4.616</b>	<b>4.274</b>	<b>380</b>	<b>9.270</b>	<b>2.455</b>	<b>832</b>	<b>249</b>	<b>3.536</b>	<b>38,14%</b>	<b>5.583</b>	<b>5.417</b>	<b>1.130</b>	<b>20,86%</b>	<b>17.860</b>	<b>14.687</b>	<b>4.666</b>	<b>31,77%</b>



Dezembro/2016

CONCILIAÇÃO

COMARCA	PRE-PROCESSUAL				PROCESSUAL																						
					FÍSICO															Pje				TOTAL			
					AGENDADAS				REALIZADAS				ACORDADAS														
	AGENDADAS	REALIZADAS	ACORDADOS	%	FAMÍLIA	CÍVEL	CRIMINAL	TOTAL	FAMÍLIA	CÍVEL	CRIMINAL	TOTAL	FAMÍLIA	CÍVEL	CRIMINAL	TOTAL	%	AGENDADAS	REALIZADAS	ACORDADOS	%	AGENDADAS	REALIZADAS	ACORDADOS	%		
ABRE CAMPO	3	2	0	0,00%	16	3	0	19	8	2	0	10	3	0	0	3	30,00%	0	0	0		19	10	3	30,00%		
AÇUCENA	10	10	10	100,00%	41	21	0	62	40	20	0	60	24	8	0	32	53,33%	0	0	0		62	60	32	53,33%		
ALFENAS	15	0	0		0	24	0	24	0	24	0	24	0	3	0	3	12,50%	8	6	4	66,67%	32	30	7	23,33%		
ALTO RIO DOCE	41	29	14	48,28%	3	3	0	6	2	3	0	5	1	0	0	1	20,00%	0	0	0		6	5	1	20,00%		
BARÃO DE COCAIS	43	33	7	21,21%	21	7	0	28	12	3	0	15	9	2	0	11	73,33%	0	0	0		28	15	11	73,33%		
BARBACENA	4	4	1	25,00%	0	13	0	13	0	13	0	13	0	0	0	0	0,00%	10	8	1	12,50%	23	21	1	4,76%		
BELO HORIZONTE	608	165	101	61,21%	28	119	112	259	6	71	67	144	4	8	26	38	26,39%	170	161	45	27,95%	429	305	83	27,21%		
BETIM	0	0	0		86	145	0	231	42	92	0	134	26	3	0	29	21,64%	0	0	0		231	134	29	21,64%		
BICAS	14	14	10	71,43%	3	4	0	7	3	4	0	7	3	4	0	7	100,00%	0	0	0		7	7	7	100,00%		
BRUMADINHO	5	2	2	100,00%	5	26	0	31	3	19	0	22	2	4	0	6	27,27%	0	0	0		31	22	6	27,27%		
CAETÉ	52	26	13	50,00%	10	3	0	13	3	2	0	5	3	1	0	4	80,00%	0	0	0		13	5	4	80,00%		
CAMPO BELO	6	6	6	100,00%	16	15	0	31	16	15	0	31	9	2	0	11	35,48%	0	0	0		31	31	11	35,48%		
CAPINÓPOLIS	0	0	0		0	0	0	0	0	0	0	0	0	0	0	0		0	0	0		0	0	0			
CARANGOLA	0	0	0		1	3	0	4	1	2	0	3	0	0	0	0	0,00%	0	0	0		4	3	0	0,00%		
CARATINGA	0	0	0		0	0	0	0	0	0	0	0	0	0	0	0		0	0	0		0	0	0			
CARMO DO CAJURU	25	19	4	21,05%	0	0	0	0	0	0	0	0	0	0	0	0		0	0	0		0	0	0			
CARMO DO PARANAÍBA	0	0	0		10	41	0	51	10	37	0	47	4	8	0	12	25,53%	0	0	0		51	47	12	25,53%		
CARMÓPOLIS DE MINAS	0	0	0		6	14	0	20	6	14	0	20	1	1	0	2	10,00%	0	0	0		20	20	2	10,00%		
CEJUSC 2 GRAU	0	0	0		0	0	0	0	0	7	0	7	0	7	0	7	100,00%	0	0	0		0	7	7	100,00%		
CONCEIÇÃO DO MATO DENTRO	0	0	0		0	0	0	0	0	0	0	0	0	0	0	0		0	0	0		0	0	0			
CONSELHEIRO LAFAIETE	0	0	0		57	31	0	88	57	31	0	88	21	13	0	34	38,64%	0	0	0		88	88	34	38,64%		
CONTAGEM	12	8	4	50,00%	225	239	0	464	125	126	0	251	96	14	0	110	43,82%	0	0	0		464	251	110	43,82%		
CORINTO	9	5	5	100,00%	8	2	19	29	8	2	19	29	8	2	18	28	96,55%	0	0	0		29	29	28	96,55%		
COROMANDEL	59	59	51	86,44%	10	177	31	218	10	177	31	218	7	138	131	276	126,61%	0	0	0		218	218	276	126,61%		
CORONEL FABRICIANO	10	6	4	66,67%	34	22	0	56	17	15	0	32	11	1	0	12	37,50%	0	0	0		56	32	12	37,50%		
CURVELO	7	7	7	100,00%	27	10	0	37	6	8	0	14	8	1	0	9	64,29%	0	0	0		37	14	9	64,29%		
DIAMANTINA	0	0	0		17	5	0	22	9	2	0	11	5	2	0	7	63,64%	0	0	0		22	11	7	63,64%		
DIVINÓPOLIS	15	15	13	86,67%	0	98	0	98	0	98	0	98	0	5	0	5	5,10%	0	0	0		98	98	5	5,10%		
ESPERA FELIZ	0	0	0		0	0	0	0	0	0	0	0	0	0	0	0		0	0	0		0	0	0			
EXTREMA	7	2	2	100,00%	8	15	0	23	7	11	0	18	5	11	0	16	88,89%	0	0	0		23	18	16	88,89%		
FORMIGA	10	0	0		0	34	0	34	0	34	0	34	0	2	0	2	5,88%	0	0	0		34	34	2	5,88%		
FRUTAL	0	0	0		27	29	0	56	18	26	0	44	8	3	0	11	25,00%	0	0	0		56	44	11	25,00%		
GALILÉIA	36	21	13	61,90%	7	42	0	49	6	42	0	48	4	4	0	8	16,67%	0	0	0		49	48	8	16,67%		
GOVERNADOR VALADARES	34	20	16	80,00%	64	18	0	82	40	18	0	58	25	2	0	27	46,55%	0	0	0		82	58	27	46,55%		
GUANHÃES	1	1	1	100,00%	0	0	0	0	0	0	0	0	0	0	0	0		0	0	0		0	0	0			
GUARANI	0	0	0		0	0	0	0	0	0	0	0	0	0	0	0		0	0	0		0	0	0			

GUAXUPÉ	43	33	13	39,39%	5	0	0	5	5	0	0	5	4	0	0	4	80,00%	0	0	0	5	5	4	80,00%
IGARAPÉ	0	0	0		26	26	0	52	23	22	0	45	7	1	0	8	17,78%	0	0	0	52	45	8	17,78%
IPANEMA	0	0	0		95	1	0	96	95	1	0	96	5	1	0	6	6,25%	0	0	0	96	96	6	6,25%
ITABIRA	145	144	54	37,50%	26	30	0	56	15	15	0	30	11	2	0	13	43,33%	0	0	0	56	30	13	43,33%
ITAJUBÁ	1	1	1	100,00%	50	23	0	73	36	16	0	52	29	6	0	35	67,31%	0	0	0	73	52	35	67,31%
ITAÚNA	0	0	0		28	51	0	79	24	38	0	62	12	3	0	15	24,19%	0	0	0	79	62	15	24,19%
ITUJUTABA	0	0	0		0	0	0	0	0	0	0	0	0	0	0	0		0	0	0	0	0	0	
ITUMIRIM	0	0	0		6	1	2	9	6	1	2	9	4	1	1	6	66,67%	0	0	0	9	9	6	66,67%
ITURAMA	0	0	0		28	47	23	98	28	47	23	98	11	6	10	27	27,55%	0	0	0	98	98	27	27,55%
JUIZ DE FORA	25	15	10	66,67%	142	153	0	295	89	117	0	206	51	12	0	63	30,58%	0	0	0	295	206	63	30,58%
LAGOA SANTA	0	0	0		5	11	0	16	5	11	0	16	3	2	0	5	31,25%	0	0	0	16	16	5	31,25%
LAMBARI	0	0	0		14	10	0	24	10	8	0	18	5	2	0	7	38,89%	0	0	0	24	18	7	38,89%
LAVRAS	0	0	0		24	26	0	50	20	21	0	41	13	4	0	17	41,46%	0	0	0	50	41	17	41,46%
MALACACHETA	86	35	32	91,43%	0	6	0	6	0	3	0	3	0	1	0	1	33,33%	0	0	0	6	3	1	33,33%
MONTE CARMELO	12	8	4	50,00%	13	48	1	62	11	46	1	58	6	5	1	12	20,69%	0	0	0	62	58	12	20,69%
MONTES CLAROS	2	2	2	100,00%	0	91	0	91	0	61	0	61	0	4	0	4	6,56%	0	0	0	91	61	4	6,56%
MURIAÉ	10	6	1	16,67%	48	60	0	108	33	51	0	84	20	5	0	25	29,76%	0	0	0	108	84	25	29,76%
NEPOMUCENO	12	12	8	66,67%	8	3	0	11	8	3	0	11	8	3	0	11	100,00%	0	0	0	11	11	11	100,00%
OLIVEIRA	0	0	0		25	27	0	52	18	24	0	42	11	3	0	14	33,33%	0	0	0	52	42	14	33,33%
PARACATU	0	0	0		25	8	0	33	17	4	0	21	12	1	0	13	61,90%	0	0	0	33	21	13	61,90%
PASSA QUATRO	4	4	4	100,00%	4	3	0	7	3	2	0	5	1	0	0	1	20,00%	0	0	0	7	5	1	20,00%
PASSA TEMPO	0	0	0		0	0	0	0	0	0	0	0	0	0	0	0		0	0	0	0	0	0	
PASSOS	11	5	2	40,00%	0	0	0	0	0	0	0	0	0	0	0	0		0	0	0	0	0	0	
PATOS DE MINAS	10	2	1	50,00%	47	46	0	93	30	35	0	65	22	4	0	26	40,00%	0	0	0	93	65	26	40,00%
PATROCÍNIO	0	0	0		23	50	0	73	14	28	0	42	10	2	0	12	28,57%	0	0	0	73	42	12	28,57%
POMPÉU	0	0	0		0	0	0	0	0	0	0	0	0	0	0	0		0	0	0	0	0	0	
PONTE NOVA	0	0	0		0	0	0	0	0	0	0	0	0	0	0	0		0	0	0	0	0	0	
POUSO ALEGRE	4	3	1	33,33%	65	59	0	124	58	54	0	112	17	14	0	31	27,68%	0	0	0	124	112	31	27,68%
PRATÁPOLIS	14	6	3	50,00%	0	11	0	11	0	11	0	11	0	1	0	1	9,09%	0	0	0	11	11	1	9,09%
PRESIDENTE OLEGÁRIO	0	0	0		0	0	0	0	0	0	0	0	0	0	0	0		0	0	0	0	0	0	
RIO POMBA	6	2	2	100,00%	0	0	0	0	0	0	0	0	0	0	0	0		0	0	0	0	0	0	
SABARÁ	0	0	0		0	0	0	0	0	0	0	0	0	0	0	0		0	0	0	0	0	0	
SACRAMENTO	0	0	0		0	0	0	0	0	0	0	0	0	0	0	0		0	0	0	0	0	0	
SANTA BÁRBARA	11	10	5	50,00%	2	0	0	2	2	0	0	2	2	0	0	2	100,00%	0	0	0	2	2	2	100,00%
SANTA LUZIA	0	0	0		57	60	0	117	30	42	0	72	13	1	0	14	19,44%	0	0	0	117	72	14	19,44%
SANTA RITA DO SAPUCAÍ	7	2	1	50,00%	6	7	0	13	5	3	0	8	4	1	0	5	62,50%	0	0	0	13	8	5	62,50%
SANTO ANTÔNIO DO MONTE	0	0	0		1	5	0	6	1	5	0	6	0	1	0	1	16,67%	0	0	0	6	6	1	16,67%
SÃO JOÃO DEL REI	18	13	6	46,15%	41	21	0	62	40	20	0	60	24	8	0	32	53,33%	0	0	0	62	60	32	53,33%
SÃO SEBASTIÃO DO PARAÍSO	0	0	0		11	26	0	37	5	21	0	26	4	2	0	6	23,08%	0	0	0	37	26	6	23,08%
SERRO	48	48	3	6,25%	0	18	0	18	0	18	0	18	0	2	0	2	11,11%	0	0	0	18	18	2	11,11%
TEÓFILO OTONI	0	0	0		48	24	0	72	24	16	0	40	19	2	0	21	52,50%	0	0	0	72	40	21	52,50%
TIROS	0	0	0		0	0	0	0	0	0	0	0	0	0	0	0		0	0	0	0	0	0	

TOMBOS	1	0	0		0	4	0	4	0	3	0	3	0	0	0	0	0,00%	0	0	0		4	3	0	0,00%
TUPACIGUARA	0	0	0		0	0	0	0	0	0	0	0	0	0	0	0		0	0	0		0	0	0	
UBÁ	43	12	8	66,67%	18	23	0	41	14	15	0	29	13	3	0	16	55,17%	0	0	0		41	29	16	55,17%
UBERABA	0	0	0		77	141	0	218	48	62	0	110	32	15	0	47	42,73%	0	0	0		218	110	47	42,73%
UBERLÂNDIA	0	0	0		889	0	0	889	808	0	0	808	293	0	0	293	36,26%	0	0	0		889	808	293	36,26%
VARGINHA	4	0	0		6	0	0	6	5	0	0	5	5	0	0	5	100,00%	0	0	0		6	5	5	100,00%
VÁRZEA DA PALMA	0	0	0		0	0	0	0	0	0	0	0	0	0	0	0		0	0	0		0	0	0	
VAZANTE	0	0	0		8	40	9	57	6	9	8	23	6	4	7	17	73,91%	0	0	0		57	23	17	73,91%
VESPASIANO	1	1	1	100,00%	36	36	0	72	20	19	0	39	12	2	0	14	35,90%	0	0	0		72	39	14	35,90%
VIÇOSA	36	25	18	72,00%	16	12	0	28	10	9	0	19	7	0	0	7	36,84%	0	0	0		28	19	7	36,84%
VIRGINÓPOLIS	35	34	10	29,41%	25	0	10	35	9	0	10	19	9	0	8	17	89,47%	0	0	0		35	19	17	89,47%
VISCONDE DO RIO BRANCO	1	1	0	0,00%	34	15	0	49	23	10	0	33	9	1	0	10	30,30%	0	0	0		49	33	10	30,30%
<b>TOTAL</b>	<b>1.616</b>	<b>878</b>	<b>474</b>	<b>53,99%</b>	<b>2.712</b>	<b>2.386</b>	<b>207</b>	<b>5.305</b>	<b>2.053</b>	<b>1.789</b>	<b>161</b>	<b>4.003</b>	<b>1.001</b>	<b>374</b>	<b>202</b>	<b>1.577</b>	<b>39,40%</b>	<b>188</b>	<b>175</b>	<b>50</b>	<b>28,57%</b>	<b>5.493</b>	<b>4.178</b>	<b>1.627</b>	<b>38,94%</b>



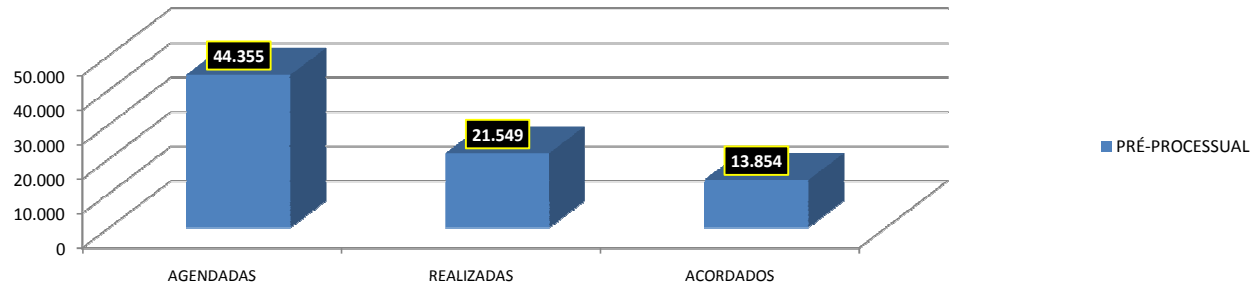
TOTAL 2016																														
CONCILIAÇÃO																														
PRÉ-PROCESSUAL							PROCESSUAL																					TOTA ACORDADO PROCESSUAL E PRÉ-PROCESSUAL		
AUDIÊNCIAS							AUDIÊNCIAS FÍSICAS															AUDIÊNCIAS PJE				AUDIÊNCIAS TOTAL				
COMARCA	PACE	ENTRÂNCIA	AGENDADAS	REALIZADAS	ACORDADOS	% ACORDADO	AGENDADAS				REALIZADAS				ACORDADAS				% ACORDADO	AGENDADAS	REALIZADAS	ACORDADOS	% ACORDADO	AGENDADAS	REALIZADAS	ACORDADOS	% ACORDADO			
							FAMÍLIA	CÍVEL	CRIMINAL	TOTAL	FAMÍLIA	CÍVEL	CRIMINAL	TOTAL	FAMÍLIA	CÍVEL	CRIMINAL	TOTAL											FAMÍLIA	CÍVEL
1	ABRE CAMPO		Segunda	21	6	2	33,33%	638	99	0	737	607	94	0	701	277	10	0	287	40,94%	0	0	0	0,00%	737	701	287	40,94%	289	
2	AÇUCENA		Primeira	406	399	149	37,34%	440	413	1	854	426	361	0	787	174	53	0	227	28,84%	0	0	0	0,00%	854	787	227	28,84%	376	
3	ALFENAS	SIM	Segunda	341	75	38	50,67%	30	331	0	361	14	331	0	345	6	32	0	38	11,01%	18	14	4	28,57%	379	359	42	11,70%	80	
4	ALTO RIO DOCE		Primeira	220	164	66	40,24%	32	90	44	166	27	69	41	137	9	23	25	57	41,61%	0	0	0	0,00%	166	137	57	41,61%	123	
5	BARÃO DE COCAIS		Primeira	569	410	127	30,98%	214	55	2	271	175	43	1	219	98	19	1	118	53,88%	0	0	0	0,00%	271	219	118	53,88%	245	
6	BARBACENA		Especial	111	103	43	41,75%	0	712	0	712	0	712	0	712	0	95	0	95	13,34%	141	120	12	10,00%	853	832	107	12,86%	150	
7	BELO HORIZONTE	SIM	Especial	10.779	4.931	3.068	62,22%	606	5.772	1.627	8.005	282	3.981	995	5.258	123	1.419	582	2.124	40,40%	13.273	13.475	3.050	22,63%	21.278	18.733	5.174	27,62%	8.242	
8	BETIM		Especial	0	0	0	0,00%	1.863	1.562	0	3.425	1.069	1.057	0	2.126	711	96	0	807	37,96%	2.141	2.083	378	18,15%	5.566	4.209	1.185	28,15%	1.185	
9	BICAS		Primeira	19	18	12	66,67%	14	48	0	62	14	48	0	62	7	13	0	20	32,26%	0	0	0	0,00%	62	62	20	32,26%	32	
10	BRUMADINHO		Segunda	131	116	79	68,10%	185	277	0	462	152	242	0	394	84	20	0	104	26,40%	0	0	0	0,00%	462	394	104	26,40%	183	
11	CAETÉ		Segunda	873	281	174	61,92%	240	95	0	335	140	46	0	186	93	6	0	99	53,23%	0	0	0	0,00%	335	186	99	53,23%	273	
12	CAMPO BELO		Segunda	889	774	155	20,03%	346	193	0	539	345	192	0	537	167	24	0	191	35,57%	0	0	0	0,00%	539	537	191	35,57%	346	
13	CAPINÓPOLIS		Primeira	0	0	0	0,00%	0	0	0	0	0	0	0	0	0	0	0	0,00%	0	0	0	0,00%	0	0	0	0,00%	0		
14	CARANGOLA		Segunda	0	0	0	0,00%	198	125	0	323	125	89	0	214	69	11	0	80	37,38%	0	0	0	0,00%	323	214	80	37,38%	80	
15	CARATINGA		Especial	0	0	0	0,00%	0	0	0	0	0	0	0	0	0	0	0	0,00%	339	319	82	25,71%	339	319	82	25,71%	82		
16	CARMO DO CAJURU		Primeira	144	122	46	37,70%	349	17	0	366	310	14	0	324	75	4	0	79	24,38%	0	0	0	0,00%	366	324	79	24,38%	125	
17	CARMO DO PARANÁIBA		Segunda	0	0	0	0,00%	10	41	0	51	10	37	0	47	4	8	0	12	25,53%	0	0	0	0,00%	51	47	12	25,53%	12	
18	CARMÓPOLIS DE MINAS		Primeira	0	0	0	0,00%	6	14	0	20	6	14	0	20	1	1	0	2	10,00%	0	0	0	0,00%	20	20	2	10,00%	2	
19	CEJUSC 2 GRAU		Especial	0	0	0	0,00%	0	1	0	1	0	17	0	17	0	18	0	18	105,88%	0	0	0	0,00%	1	17	18	105,88%	18	
20	CONCEIÇÃO DO MATO DENTRO		Primeira	0	0	0	0,00%	0	0	0	0	0	0	0	0	0	0	0	0,00%	0	0	0	0,00%	0	0	0	0,00%	0		
21	CONSELHEIRO LAFAIETE		Especial	216	216	3	1,39%	948	473	0	1.421	908	473	0	1.381	426	56	0	482	34,90%	924	878	287	32,69%	2.345	2.259	769	34,04%	772	
22	CONTAGEM		Especial	1.093	813	137	16,85%	2.508	2.411	0	4.919	1.514	1.254	0	2.768	1.134	125	0	1.259	45,48%	1.360	1.328	159	11,97%	6.279	4.096	1.418	34,62%	1.555	
23	CORINTO		Primeira	52	21	20	95,24%	50	30	71	151	46	30	64	140	44	23	62	129	92,14%	0	0	0	0,00%	151	140	129	92,14%	149	
24	COROMANDEL		Primeira	703	663	468	70,59%	120	437	278	835	111	423	274	808	82	311	346	739	91,46%	0	0	0	0,00%	835	808	739	91,46%	1.207	
25	CORONEL FABRICIANO		Especial	79	36	20	55,56%	252	137	0	389	175	70	0	245	94	11	0	105	42,86%	57	55	15	27,27%	446	300	120	40,00%	140	
26	CURVELO		Segunda	319	233	146	62,66%	481	133	68	682	310	84	52	446	175	8	46	229	51,35%	0	0	0	0,00%	682	446	229	51,35%	375	
27	DIAMANTINA		Segunda	0	0	0	0,00%	446	116	0	562	254	65	0	319	160	23	0	183	57,37%	0	0	0	0,00%	562	319	183	57,37%	183	
28	DIVINÓPOLIS		Especial	26	26	20	76,92%	0	230	0	230	0	230	0	230	0	14	0	14	6,09%	70	60	6	10,00%	300	290	20	6,90%	40	
29	ESPERA FELIZ		Primeira	0	0	0	0,00%	0	0	0	0	0	0	0	0	0	0	0	0,00%	0	0	0	0,00%	0	0	0	0,00%	0		
30	EXTREMA		Primeira	18	8	5	62,50%	16	39	0	55	14	33	0	47	11	16	0	27	57,45%	0	0	0	0,00%	55	47	27	57,45%	32	
31	FORMIGA		Segunda	10	0	0	0,00%	0	34	0	34	0	34	0	34	0	2	0	2	5,88%	0	0	0	0,00%	34	34	2	5,88%	2	
32	FRUTAL		Segunda	0	0	0	0,00%	309	355	0	664	182	289	0	471	112	17	0	129	27,39%	0	0	0	0,00%	664	471	129	27,39%	129	
33	GALLILÉIA		Primeira	51	36	18	50,00%	149	1.650	15	1.814	98	1.827	13	1.938	78	559	13	650	33,54%	0	0	0	0,00%	1.814	1.938	650	33,54%	668	
34	GOVERNADOR VALADARES		Especial	4.165	1.483	1.073	72,35%	2.439	3.417	0	5.856	1.751	2.915	0	4.666	1.179	472	0	1.651	35,38%	620	571	115	20,14%	6.476	5.237	1.766	33,72%	2.839	
35	GUANHÃES		Segunda	35	35	22	62,86%	176	3	3	182	174	3	3	180	80	0	2	82	45,56%	0	0	0	0,00%	182	180	82	45,56%	104	
36	GUARANI		Primeira	55	40	30	75,00%	56	119	107	282	51	112	102	265	31	23	54	108	40,75%	0	0	0	0,00%	282	265	108	40,75%	138	



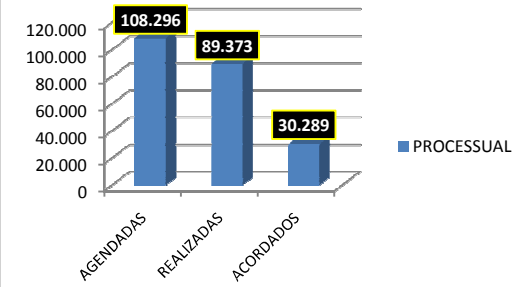
37	GUAXUPÉ		Segunda	113	78	25	32,05%	9	0	0	9	7	0	0	7	6	0	0	6	85,71%	0	0	0	0,00%	9	7	6	85,71%	31
38	IGARAPÉ		Segunda	28	21	14	66,67%	422	322	0	744	384	297	0	681	172	14	0	186	27,31%	0	0	0	0,00%	744	681	186	27,31%	200
39	IPANEMA		Primeira	0	0	0	0,00%	265	7	0	272	265	7	0	272	16	2	0	18	6,62%	0	0	0	0,00%	272	272	18	6,62%	18
40	ITABIRA		Especial	1.071	609	364	59,77%	253	451	0	704	192	208	0	400	165	146	0	311	77,75%	120	101	34	33,66%	824	501	345	68,86%	709
41	ITAJUBÁ		Segunda	62	48	28	58,33%	947	360	0	1.307	811	310	0	1.121	457	55	0	512	45,67%	0	0	0	0,00%	1.307	1.121	512	45,67%	540
42	ITAÚNA		Segunda	187	136	45	33,09%	690	906	0	1.596	559	763	0	1.322	355	117	0	472	35,70%	0	0	0	0,00%	1.596	1.322	472	35,70%	517
43	ITUUBATA		Segunda	0	0	0	0,00%	0	0	0	0	0	0	0	0	0	0	0	0	0,00%	0	0	0	0,00%	0	0	0	0,00%	0
44	ITUMIRIM		Primeira	0	0	0	0,00%	30	7	12	49	30	7	12	49	18	3	6	27	55,10%	0	0	0	0,00%	49	49	27	55,10%	27
45	ITURAMA		Segunda	0	0	0	0,00%	67	109	122	298	67	109	122	298	28	13	49	90	30,20%	0	0	0	0,00%	298	298	90	30,20%	90
46	JUIZ DE FORA		Especial	1.213	482	280	58,09%	2.354	2.172	0	4.526	1.756	1.729	0	3.485	1.001	299	0	1.300	37,30%	2.459	2.353	450	19,12%	6.985	5.838	1.750	29,98%	2.030
47	LAGOA SANTA	SIM	Segunda	446	246	121	49,19%	327	542	32	901	317	542	32	891	128	31	17	176	19,75%	0	0	0	0,00%	901	891	176	19,75%	297
48	LAMBARI		Primeira	6	4	2	50,00%	110	124	0	234	87	105	0	192	54	27	0	81	42,19%	0	0	0	0,00%	234	192	81	42,19%	83
49	LAVRAS		Segunda	71	60	3	5,00%	526	303	0	829	397	238	0	635	255	42	0	297	46,77%	0	0	0	0,00%	829	635	297	46,77%	300
50	MALACACHETA		Primeira	841	331	270	81,57%	310	238	209	757	237	138	174	549	165	69	152	386	70,31%	0	0	0	0,00%	757	549	386	70,31%	656
51	MONTE CARMELO		Segunda	171	84	56	66,67%	410	1.813	208	2.431	347	1.394	187	1.928	206	567	126	899	46,63%	0	0	0	0,00%	2.431	1.928	899	46,63%	955
52	MONTES CLAROS		Especial	196	93	42	45,16%	29	886	0	915	25	578	0	603	14	59	0	73	12,11%	1.019	978	276	28,22%	1.934	1.581	349	22,07%	391
53	MURIAÉ		Segunda	13	8	3	37,50%	123	182	0	305	108	173	0	281	48	20	0	68	24,20%	0	0	0	0,00%	305	281	68	24,20%	71
54	NEPOMUCENO		Primeira	156	156	52	33,33%	157	231	82	470	157	231	82	470	125	55	23	203	43,19%	0	0	0	0,00%	470	470	203	43,19%	255
55	OLIVEIRA		Segunda	0	0	0	0,00%	385	263	0	648	316	227	0	543	189	41	0	230	42,36%	0	0	0	0,00%	648	543	230	42,36%	230
56	PARACATU		Segunda	0	0	0	0,00%	1.200	149	0	1.349	749	100	0	849	643	20	0	663	78,09%	0	0	0	0,00%	1.349	849	663	78,09%	663
57	PASSA QUATRO		Primeira	48	43	40	93,02%	122	340	67	529	109	270	57	436	74	67	33	174	39,91%	0	0	0	0,00%	529	436	174	39,91%	214
58	PASSA TEMPO		Primeira	0	0	0	0,00%	0	0	0	0	0	0	0	0	0	0	0	0	0,00%	0	0	0	0,00%	0	0	0	0,00%	0
59	PASSOS		Segunda	769	404	192	47,52%	620	1.088	10	1.718	374	946	3	1.323	218	63	2	283	21,39%	6	6	2	33,33%	1.724	1.329	285	21,44%	477
60	PATOS DE MINAS		Especial	281	89	32	35,96%	860	271	0	1.131	641	187	0	828	378	12	0	390	47,10%	830	796	298	37,44%	1.961	1.624	688	42,36%	720
61	PATROCÍNIO	SIM	Segunda	7.523	1.103	1.020	92,48%	534	295	0	829	387	211	0	598	267	22	0	289	48,33%	0	0	0	0,00%	829	598	289	48,33%	1.309
62	POMPÉU	SIM	Primeira	459	128	122	95,31%	0	0	0	0	0	0	0	0	0	0	0	0	0,00%	0	0	0	0,00%	0	0	0	0,00%	122
63	PONTE NOVA	SIM	Segunda	22	4	4	100,00%	0	0	0	0	0	0	0	0	0	0	0	0	0,00%	0	0	0	0,00%	0	0	0	0,00%	4
64	POUSO ALEGRE		Especial	35	17	5	29,41%	1.080	906	0	1.986	1.011	864	0	1.875	340	216	0	556	29,65%	626	590	160	27,12%	2.612	2.465	716	29,05%	721
65	PRATÁPOLIS		Primeira	46	21	15	71,43%	58	119	0	177	37	104	0	141	23	58	0	81	57,45%	0	0	0	0,00%	177	141	81	57,45%	96
66	PRESIDENTE OLEGÁRIO		Primeira	0	0	0	0,00%	0	0	0	0	0	0	0	0	0	0	0	0	0,00%	0	0	0	0,00%	0	0	0	0,00%	0
67	RIO POMBA		Primeira	9	4	4	100,00%	7	4	0	11	3	1	0	4	2	1	0	3	75,00%	0	0	0	0,00%	11	4	3	75,00%	7
68	SABARÁ		Segunda	0	0	0	0,00%	0	0	0	0	0	0	0	0	0	0	0	0	0,00%	0	0	0	0,00%	0	0	0	0,00%	0
69	SACRAMENTO		Segunda	0	0	0	0,00%	0	0	0	0	0	0	0	0	0	0	0	0	0,00%	0	0	0	0,00%	0	0	0	0,00%	0
70	SANTA BÁRBARA		Primeira	266	149	100	67,11%	277	66	0	343	198	55	0	253	121	15	0	136	53,75%	0	0	0	0,00%	343	253	136	53,75%	236
71	SANTA LUZIA		Especial	198	121	84	69,42%	1.027	634	1	1.662	715	406	1	1.122	300	22	0	322	28,70%	1.132	1.079	232	21,50%	2.794	2.201	554	25,17%	638
72	SANTA RITA DO SAPUCAÍ		Segunda	12	5	4	80,00%	31	20	0	51	16	6	0	22	16	2	0	18	81,82%	0	0	0	0,00%	51	22	18	81,82%	22
73	SANTO ANTÔNIO DO MONTE	SIM	Primeira	172	51	39	76,47%	76	109	0	185	53	95	0	148	32	18	0	50	33,78%	0	0	0	0,00%	185	148	50	33,78%	89
74	SÃO JOÃO DEL REI		Especial	180	154	67	43,51%	548	603	1	1.152	531	465	0	996	215	57	0	272	27,31%	760	711	202	28,41%	1.912	1.707	474	27,77%	541
75	SÃO SEBASTIÃO DO PARAÍSO	SIM	Segunda	225	82	48	58,54%	585	365	0	950	526	316	0	842	303	51	0	354	42,04%	0	0	0	0,00%	950	842	354	42,04%	402
76	SERRO		Primeira	551	551	185	33,58%	110	70	24	204	110	70	24	204	52	7	13	72	35,29%	0	0	0	0,00%	204	204	72	35,29%	257
77	TEÓFILO OTONI	SIM	Especial	83	54	41	75,93%	881	510	0	1.391	522	347	0	869	372	57	0	429	49,37%	665	632	212	33,54%	2.056	1.501	641	42,70%	682
78	TIROS		Primeira	0	0	0	0,00%	0	0	0	0	0	0	0	0	0	0	0	0	0,00%	0	0	0	0,00%	0	0	0	0,00%	0
79	TOMBOS		Primeira	48	17	10	58,82%	104	54	0	158	90	46	0	136	46	8	0	54	39,71%	0	0	0	0,00%	158	136	54	39,71%	64
80	TUPACIGUARA		Primeira	37	26	13	50,00%	276	473	0	749	259	439	0	698	125	137	0	262	37,54%	0	0	0	0,00%	749	698	262	37,54%	275
81	UBÁ	SIM	Especial	305	119	89	74,79%	208	666	0	874	156	444	0	600	110	106	0	216	36,00%	522	483	108	22,36%	1.396	1.083	324	29,92%	413
82	UBERABA	SIM	Especial	5.925	4.346	4.113	94,64%	1.195	1.538	0	2.733	838	782	0	1.620	445	162	0	607	37,47%	2.130	2.087	506	24,25%	4.863	3.707	1.113	30,02%	5.226
83	UBERLÂNDIA		Especial	0	0	0	0,00%	3.344	124	0	3.468	2.909	124	0	3.033	1.183	46	0	1.229	40,52%	508	473	135	28,54%	3.976	3.506	1.364	38,90%	1.364
84	VARGINHA		Especial	36	28	19	67,86%	465	478	0	943	324	320	0	644	220	49	0	269	41,77%	356	287	120	41,81%	1.299	931	389	41,78%	408

85	VÁRZEA DA PALMA	Segunda	0	0	0	0,00%	0	0	0	0	0	0	0	0	0	0	0	0,00%	0	0	0	0,00%	0	0	0	0,00%	0	
86	VAZANTE	Primeira	0	0	0	0,00%	8	40	9	57	6	9	8	23	6	4	7	17	73,91%	0	0	0	0,00%	57	23	17	73,91%	17
87	VESPASIANO	Especial	10	10	6	60,00%	558	302	0	860	410	205	0	615	229	17	0	246	40,00%	634	604	167	27,65%	1.494	1.219	413	33,88%	419
88	VIÇOSA	Segunda	476	274	170	62,04%	453	312	0	765	300	228	0	528	213	30	0	243	46,02%	0	0	0	0,00%	765	528	243	46,02%	413
89	VIRGINÓPOLIS	Primeira	675	354	195	55,08%	314	95	65	474	242	55	64	361	164	22	44	230	63,71%	0	0	0	0,00%	474	361	230	63,71%	425
90	VISCONDE DO RIO BRANCO	Segunda	65	30	11	36,67%	558	518	0	1.076	430	341	0	771	201	131	0	332	43,06%	0	0	0	0,00%	1.076	771	332	43,06%	343
<b>TOTAL</b>			<b>44.355</b>	<b>21.549</b>	<b>13.854</b>	<b>64,29%</b>	<b>36.034</b>	<b>38.494</b>	<b>3.058</b>	<b>77.586</b>	<b>27.298</b>	<b>29.681</b>	<b>2.311</b>	<b>59.290</b>	<b>15.204</b>	<b>6.472</b>	<b>1.603</b>	<b>23.279</b>	<b>39,26%</b>	<b>30.710</b>	<b>30.083</b>	<b>7.010</b>	<b>23,30%</b>	<b>108.296</b>	<b>89.373</b>	<b>30.289</b>	<b>33,89%</b>	<b>44.143</b>

### CONCILIAÇÃO PRÉ-PROCESSUAL



### CONCILIAÇÃO PROCESSUAL





2016

CONCILIAÇÃO

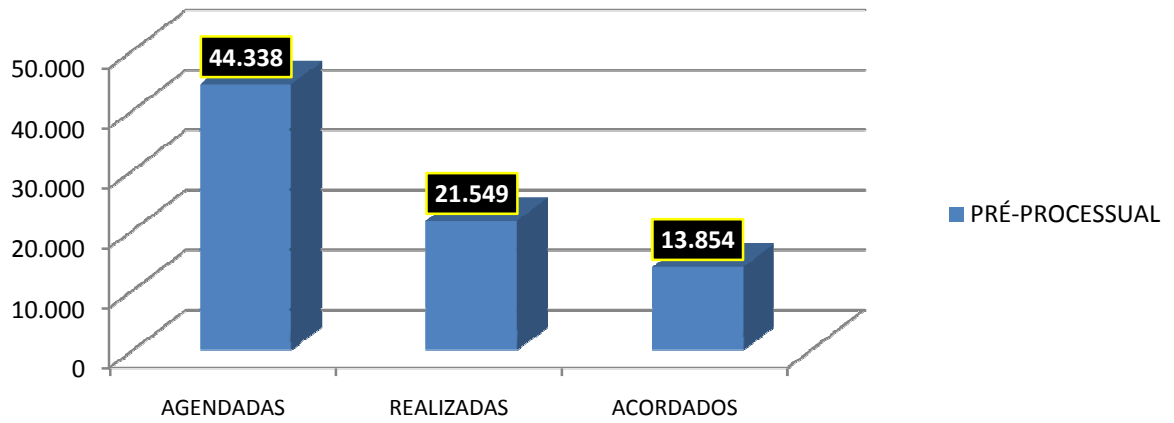
COMARCA	PRÉ-PROCESSUAL				PROCESSUAL				TOTA ACORDADO PRÉ-PROCESSUAL E PRÉ-PROCESSUAL
	AUDIÊNCIAS				AUDIÊNCIAS				
	AGENDADAS	REALIZADAS	ACORDADOS	% ACORDADO	AGENDADAS	REALIZADAS	ACORDADOS	% ACORDADO	
1 ABRE CAMPO	4	6	2	33,33%	737	701	287	40,94%	289
2 AÇUCENA	406	399	149	37,34%	854	787	227	28,84%	376
3 ALFENAS	341	75	38	50,67%	379	359	42	11,70%	80
4 ALTO RIO DOCE	220	164	66	40,24%	166	137	57	41,61%	123
5 BARÃO DE COCAIS	569	410	127	30,98%	271	219	118	53,88%	245
6 BARBACENA	111	103	43	41,75%	853	832	107	12,86%	150
7 BELO HORIZONTE	10.779	4.931	3.068	62,22%	21.278	18.733	5.174	27,62%	8.242
8 BETIM	0	0	0	0,00%	5.566	4.209	1.185	28,15%	1.185
9 BICAS	19	18	12	66,67%	62	62	20	32,26%	32
10 BRUMADINHO	131	116	79	68,10%	462	394	104	26,40%	183
11 CAETÉ	873	281	174	61,92%	335	186	99	53,23%	273
12 CAMPO BELO	889	774	155	20,03%	539	537	191	35,57%	346
13 CAPINÓPOLIS	0	0	0	0,00%	0	0	0	0,00%	0
14 CARANGOLA	0	0	0	0,00%	323	214	80	37,38%	80
15 CARATINGA	0	0	0	0,00%	339	319	82	25,71%	82
16 CARMO DO CAJURU	144	122	46	37,70%	366	324	79	24,38%	125
17 CARMO DO PARANAÍBA	0	0	0	0,00%	51	47	12	25,53%	12
18 CARMÓPOLIS DE MINAS	0	0	0	0,00%	20	20	2	10,00%	2
19 CONCEIÇÃO DO MATO DENTRO	0	0	0	0,00%	0	0	0	0,00%	0
20 CONSELHEIRO LAFAIETE	216	216	3	1,39%	2.345	2.259	769	34,04%	772
21 CONTAGEM	1.093	813	137	16,85%	6.279	4.096	1.418	34,62%	1.555
22 CORINTO	52	21	20	95,24%	151	140	129	92,14%	149

23	COROMANDEL	703	663	468	70,59%	835	808	739	91,46%	1.207
24	CORONEL FABRICIANO	79	36	20	55,56%	446	300	120	40,00%	140
25	CURVELO	319	233	146	62,66%	682	446	229	51,35%	375
26	DIAMANTINA	0	0	0	0,00%	562	319	183	57,37%	183
27	DIVINÓPOLIS	26	26	20	76,92%	300	290	20	6,90%	40
28	ESPERA FELIZ	0	0	0	0,00%	0	0	0	0,00%	0
29	EXTREMA	18	8	5	62,50%	55	47	27	57,45%	32
30	FORMIGA	10	0	0	0,00%	34	34	2	5,88%	2
31	FRUTAL	0	0	0	0,00%	664	471	129	27,39%	129
32	GALILÉIA	51	36	18	50,00%	1.814	1.938	650	33,54%	668
33	GOVERNADOR VALADARES	4.165	1.483	1.073	72,35%	6.476	5.237	1.766	33,72%	2.839
34	GUANHÃES	35	35	22	62,86%	182	180	82	45,56%	104
35	GUARANI	55	40	30	75,00%	282	265	108	40,75%	138
36	GUAXUPÉ	113	78	25	32,05%	9	7	6	85,71%	31
37	IGARAPÉ	28	21	14	66,67%	744	681	186	27,31%	200
38	IPANEMA	0	0	0	0,00%	272	272	18	6,62%	18
39	ITABIRA	1.071	609	364	59,77%	824	501	345	68,86%	709
40	ITAJUBÁ	62	48	28	58,33%	1.307	1.121	512	45,67%	540
41	ITAÚNA	187	136	45	33,09%	1.596	1.322	472	35,70%	517
42	ITUIUTABA	0	0	0	0,00%	0	0	0	0,00%	0
43	ITUMIRIM	0	0	0	0,00%	49	49	27	55,10%	27
44	ITURAMA	0	0	0	0,00%	298	298	90	30,20%	90
45	JUIZ DE FORA	1.213	482	280	58,09%	6.985	5.838	1.750	29,98%	2.030
46	LAGOA SANTA	446	246	121	49,19%	901	891	176	19,75%	297
47	LAMBARI	6	4	2	50,00%	234	192	81	42,19%	83
48	LAVRAS	71	60	3	5,00%	829	635	297	46,77%	300
49	MALACACHETA	841	331	270	81,57%	757	549	386	70,31%	656
50	MONTE CARMELO	171	84	56	66,67%	2.431	1.928	899	46,63%	955
51	MONTES CLAROS	196	93	42	45,16%	1.934	1.581	349	22,07%	391
52	MURIAÉ	13	8	3	37,50%	305	281	68	24,20%	71
53	NEPOMUCENO	156	156	52	33,33%	470	470	203	43,19%	255
54	OLIVEIRA	0	0	0	0,00%	648	543	230	42,36%	230
55	PARACATU	0	0	0	0,00%	1.349	849	663	78,09%	663

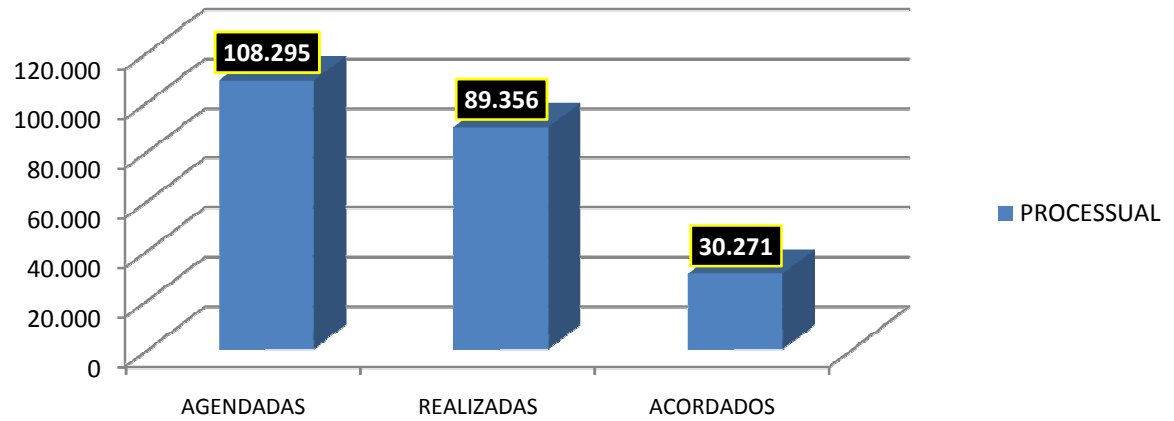
56	PASSA QUATRO	48	43	40	93,02%	529	436	174	39,91%	214
57	PASSA TEMPO	0	0	0	0,00%	0	0	0	0,00%	0
58	PASSOS	769	404	192	47,52%	1.724	1.329	285	21,44%	477
59	PATOS DE MINAS	281	89	32	35,96%	1.961	1.624	688	42,36%	720
60	PATROCÍNIO	7.523	1.103	1.020	92,48%	829	598	289	48,33%	1.309
61	POMPÉU	459	128	122	95,31%	0	0	0	0,00%	122
62	PONTE NOVA	22	4	4	100,00%	0	0	0	0,00%	4
63	POUSO ALEGRE	35	17	5	29,41%	2.612	2.465	716	29,05%	721
64	PRATÁPOLIS	46	21	15	71,43%	177	141	81	57,45%	96
65	PRESIDENTE OLEGÁRIO	0	0	0	0,00%	0	0	0	0,00%	0
66	RIO POMBA	9	4	4	100,00%	11	4	3	75,00%	7
67	SABARÁ	0	0	0	0,00%	0	0	0	0,00%	0
68	SACRAMENTO	0	0	0	0,00%	0	0	0	0,00%	0
69	SANTA BÁRBARA	266	149	100	67,11%	343	253	136	53,75%	236
70	SANTA LUZIA	198	121	84	69,42%	2.794	2.201	554	25,17%	638
71	SANTA RITA DO SAPUCAÍ	12	5	4	80,00%	51	22	18	81,82%	22
72	SANTO ANTÔNIO DO MONTE	172	51	39	76,47%	185	148	50	33,78%	89
73	SÃO JOÃO DEL REI	180	154	67	43,51%	1.912	1.707	474	27,77%	541
74	SÃO SEBASTIÃO DO PARAÍSO	225	82	48	58,54%	950	842	354	42,04%	402
75	SERRO	551	551	185	33,58%	204	204	72	35,29%	257
76	TEÓFILO OTONI	83	54	41	75,93%	2.056	1.501	641	42,70%	682
77	TIROS	0	0	0	0,00%	0	0	0	0,00%	0
78	TOMBOS	48	17	10	58,82%	158	136	54	39,71%	64
79	TUPACIGUARA	37	26	13	50,00%	749	698	262	37,54%	275
80	UBÁ	305	119	89	74,79%	1.396	1.083	324	29,92%	413
81	UBERABA	5.925	4.346	4.113	94,64%	4.863	3.707	1.113	30,02%	5.226
82	UBERLÂNDIA	0	0	0	0,00%	3.976	3.506	1.364	38,90%	1.364
83	VARGINHA	36	28	19	67,86%	1.299	931	389	41,78%	408
84	VÁRZEA DA PALMA	0	0	0	0,00%	0	0	0	0,00%	0
85	VAZANTE	0	0	0	0,00%	57	23	17	73,91%	17
86	VESPASIANO	10	10	6	60,00%	1.494	1.219	413	33,88%	419
87	VIÇOSA	476	274	170	62,04%	765	528	243	46,02%	413
88	VIRGINÓPOLIS	675	354	195	55,08%	474	361	230	63,71%	425

89	VISCONDE DO RIO BRANCO		65	30	11	36,67%	1.076	771	332	43,06%	343
	TOTAL		<b>44.338</b>	<b>21.549</b>	<b>13.854</b>	<b>64,29%</b>	<b>108.295</b>	<b>89.356</b>	<b>30.271</b>	<b>33,88%</b>	<b>44.125</b>

### CONCILIAÇÃO PRÉ-PROCESSUAL 2016



### CONCILIAÇÃO PROCESSUAL 2016





**TJMG**  
Tribunal de Justiça do  
Estado de Minas Gerais

2016									
CONCILIAÇÃO									
COMARCA	PRÉ-PROCESSUAL				PROCESSUAL				TOTA ACORDADO PRÉ-PROCESSUAL E PRÉ-PROCESSUAL
	AUDIÊNCIAS				AUDIÊNCIAS				
	AGENDADAS	REALIZADAS	ACORDADOS	% ACORDADO	AGENDADAS	REALIZADAS	ACORDADOS	% ACORDADO	
CEJUSC 2 GRAU	0	0	0	0,00%	18	17	2	11,76%	2



**TJMG**  
Tribunal de Justiça do  
Estado de Minas Gerais

2017									
CONCILIAÇÃO									
COMARCA	PRÉ-PROCESSUAL				PROCESSUAL				TOTA ACORDADO PRÉ-PROCESSUAL E PRÉ-PROCESSUAL
	AUDIÊNCIAS				AUDIÊNCIAS				
	AGENDADAS	REALIZADAS	ACORDADOS	% ACORDADO	AGENDADAS	REALIZADAS	ACORDADOS	% ACORDADO	
CEJUSC 2 GRAU	0	0	0	0,00%	29	29	10	34,48%	10